

OPTONICA

LED Lighting for everyone!



NEW Range **OPTONICALED PREMIUM**

PRODUCT CATALOGUE 2018

OPTONICA LED is one of the fastest growing LED lighting companies in Europe. We constantly offer our partners a carefully selected portfolio of products with proven quality that meet even the most discriminating requirements. Full range of lights and fixtures for domestic or industrial applications, our products are designed to fit any demand. Developing a vast network of distributors and offices in major European countries such as United Kingdom, Germany, Austria, Spain, Bulgaria and Hungary, our products are easily accessible.

OPTONICA LED offers latest-generation, energy efficient lighting, with no harmful emissions and which is completely recyclable. We believe in caring for the future generations. Please help us save the planet for a more beautiful and clean tomorrow. Let's make the right choice and illuminate the future - together!



www.OPTONICALED.com

CONTENTS

LED SPOTLIGHTS	(03-22)
LED BULBS	(23-52)
LED TUBES	(53-60)
LED BATTEN LIGHTS	(61-62)
LED EMERGENCY LIGHTS	(63-64)
LED SURFACE PANELS	(65-86)
LED PANELS	(87-92)
LED DOWNLIGHT	(93-100)
LED STRIPS	(101-115)
LED SMD MODULES	(116-118)
LED POWER SUPPLIES	(119-124)
LED CONTROLLERS AND ACCESSORIES	(125-132)
LED TRACK LIGHTS	(133-138)
LED FLOODLIGHTS	(139-148)
LED WALL WASHERS	(149-152)
LED INDUSTRIAL LIGHTS	(153-156)
LED STREET LIGHTS	(157-166)
LED OUTDOOR LIGHTS.....	(167-168)
LUXURY PENDANTS.....	(169-174)
LED FLAME LAMPS.....	(175-176)



NEW RANGE OPTONICA PREMIUM
5 YEARS WARRANTY

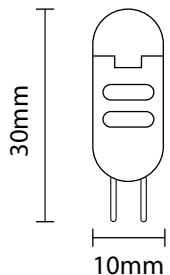
LED SPOTLIGHTS



P Watts	2W
Input Voltage	AC,DC:12V
Flux	170 lm
Beam Angle	320°

Ra CRI	>80
IP Rating	IP20
Life Span	25 000 h
Dimension	φ10x30 mm

A+
EQ.Watts:
2W=16W

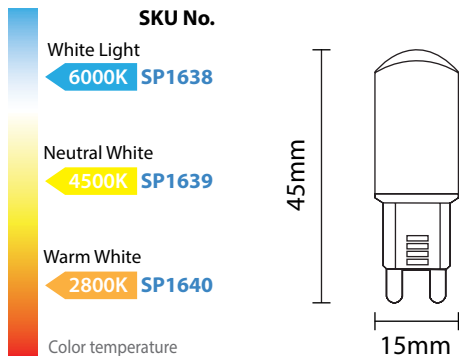


SKU No.	White Light
SP1615	6000K
Neutral White	
SP1616	4500K
Warm White	
SP1617	2800K
Color temperature	

2W SMD
LED Spotlight G4



EAN Code 6000K [3800156616158](#)
EAN Code 4500K [3800156616165](#)
EAN Code 2700K [3800156616172](#)



P Watts	3W
Input Voltage	AC:175-265V
Flux	220 lm
Beam Angle	360°

Ra CRI	>80
IP Rating	IP20
Life Span	25 000 h
Dimension	φ15x45 mm


A+
EQ.Watts:
3W=25W



3W COB
LED Spotlight G9



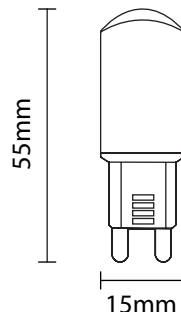
EAN Code 6000K [3800156616387](#)
EAN Code 4500K [3800156616394](#)
EAN Code 2700K [3800156616400](#)



LED SPOTLIGHTS



SKU No.	White Light
6000K	SP1635
Neutral White	
4500K	SP1636
Warm White	
2800K	SP1637
Color temperature	



P Watts	5W
Input Voltage	AC:170-265V
Flux	380 lm
Beam Angle	360°

Ra CRI	>80
IP Rating	IP20
Life Span	25 000 h
Dimension	φ15x55 mm



A+
EQ.Watts:
5W=40W



EAN Code 6000K [3800156616356](#)
EAN Code 4500K [3800156616363](#)
EAN Code 2700K [3800156616370](#)



5W SMD
LED Spotlight G9

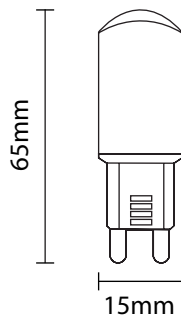
6W SMD Dimmable
LED Spotlight G9



P Watts	6W
Input Voltage	AC:175-265V
Flux	600 lm
Beam Angle	320°

Ra CRI	>80
IP Rating	IP20
Life Span	25 000 h
Dimension	φ15x65 mm

A+
EQ.Watts:
6W=40W



SKU No.	White Light
SP1641	6000K
Neutral White	
SP1642	4500K
Warm White	
SP1643	2800K
Color temperature	

EAN Code 6000K [3800156616417](#)
EAN Code 4500K [3800156616424](#)
EAN Code 2700K [3800156616431](#)

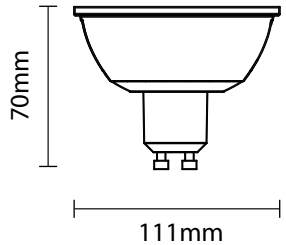


LED SPOTLIGHTS



P Watts	12W	Ra CRI	>80
Input Voltage	AC:170-265V	IP Rating	IP20
Flux	960 lm	Life Span	25 000 h
Beam Angle	36°	Dimension	φ111x70 mm

A+
EQ.Watts:
12W=65W

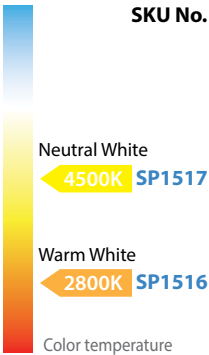


SKU No.	White Light
SP1523	6000K
Neutral White	
SP1524	4500K
Warm White	
SP1525	2800K
Color temperature	

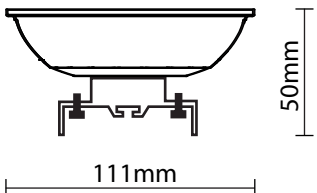
12W AR111
LED Spotlight GU10



EAN Code 6000K [3800156615236](#)
EAN Code 4500K [3800156615243](#)
EAN Code 2700K [3800156615250](#)



SKU No.



P Watts	15W	Ra CRI	>80
Input Voltage	AC,DC:12V	IP Rating	IP20
Flux	1200 lm	Life Span	25 000 h
Beam Angle	30°	Dimension	φ111x50 mm



A+
EQ.Watts:
15W=85W

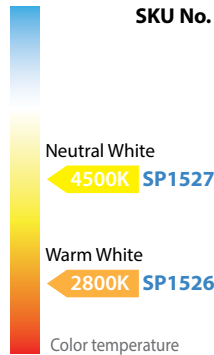


15W
LED Spotlight AR111

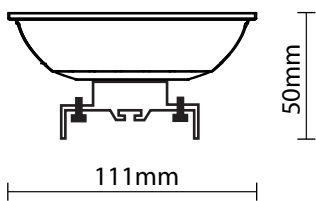
EAN Code 4500K [3800156615175](#)
EAN Code 2700K [3800156615168](#)



LED SPOTLIGHTS



SKU No.



P Watts	12W	Ra CRI	>80
Input Voltage	AC,DC:12V	IP Rating	IP20
Flux	960 lm	Life Span	25 000 h
Beam Angle	30°	Dimension	φ111x50 mm



A+
EQ.Watts:
12W=65W



EAN Code 4500K [3800156615274](#)
EAN Code 2700K [3800156615267](#)



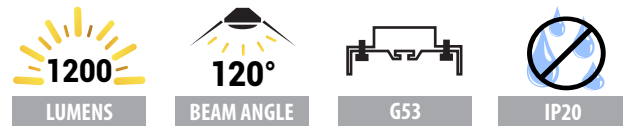
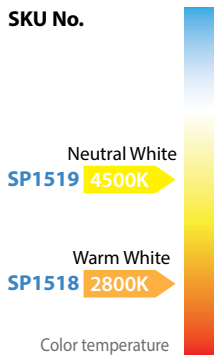
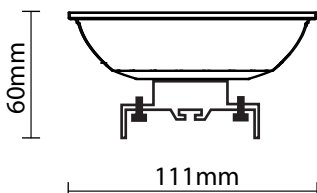
12W
LED Spotlight AR111

15W
LED Spotlight AR111



P Watts	15W	Ra CRI	>80
Input Voltage	AC,DC:12V	IP Rating	IP20
Flux	1200 lm	Life Span	25 000 h
Beam Angle	120°	Dimension	φ111x60 mm

A+
EQ.Watts:
15W=85W



EAN Code 4500K [3800156615199](#)
EAN Code 2700K [3800156615182](#)



LED SPOTLIGHTS

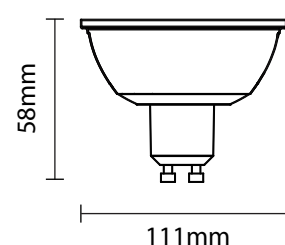
OPTONICA LED

NEW



P Watts	9W	Ra CRI	>80
Input Voltage	AC:175-265V	IP Rating	IP20
Flux	800 lm	Life Span	25 000 h
Beam Angle	120°	Dimension	φ111x58mm

A+
EQ.Watts:
9W=60W



SKU No.

Neutral White
SP1531 4500K

Warm White
SP1532 2800K

Color temperature

9W AR111 SMD
LED Spotlight GU10



800

LUMENS



120°

BEAM ANGLE

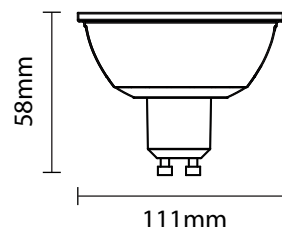
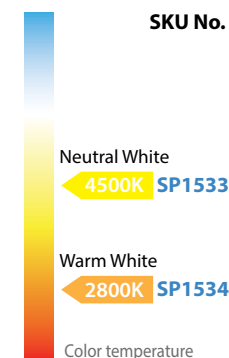


GU10



IP20

EAN Code 4500K 3800156615311
EAN Code 2700K 3800156615328



P Watts	15W	Ra CRI	>80
Input Voltage	AC:175-265V	IP Rating	IP20
Flux	1200 lm	Life Span	25 000 h
Beam Angle	30°	Dimension	φ111x58 mm

A+
EQ.Watts:
15W=90W

15W AR111 SMD
LED Spotlight GU10

NEW



EAN Code 4500K 3800156615335
EAN Code 2700K 3800156615342



1200

LUMENS



30°

BEAM ANGLE



GU10



IP20

LED SPOTLIGHTS

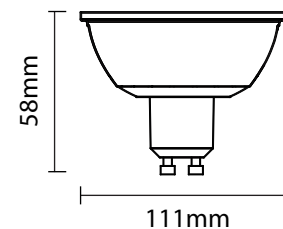
OPTONICA LED

SKU No.

Neutral White
4500K SP1535

Warm White
2800K SP1536

Color temperature



P Watts	15W	Ra CRI	>80
Input Voltage	AC:175-265V	IP Rating	IP20
Flux	1100 lm	Life Span	25 000 h
Beam Angle	30°	Dimension	φ111x58 mm

A+
EQ.Watts:
15W=90W

Dimmable

15W AR111 SMD
Dimmable
LED Spotlight GU10

NEW



1100

LUMENS



30°

BEAM ANGLE



GU10



IP20

ACCESSORIES
AR111 FITTING Adjustable

NEW



OT5081 WHITE BODY
OT5082 SILVER BODY



150x150 mm

Dimension 180x180x42 mm

NEW



OT5083 WHITE BODY
OT5084 SILVER BODY



300x150 mm

Dimension 330x180x42 mm

NEW



OT5085 WHITE BODY
OT5086 SILVER BODY



450x150 mm

Dimension 480x180x42 mm

For AR111
φ111mm

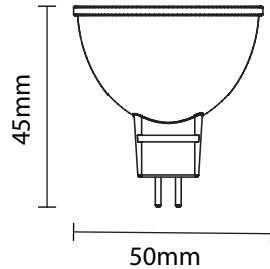
45°

LED SPOTLIGHTS




P Watts	5W	Ra CRI	>80
V Input Voltage	DC:12V	IP Rating	IP20
F Flux	320 lm	L Life Span	25 000 h
B Beam Angle	110°	D Dimension	φ50x45 mm

A+
EQ.Watts:
5W=30W

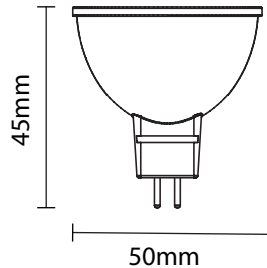
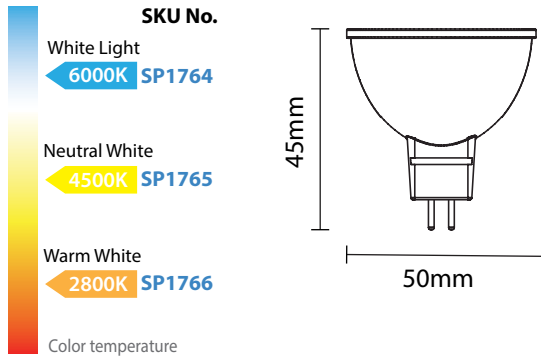


SKU No.	White Light
SP1761	6000K
Neutral White	
SP1762	4500K
Warm White	
SP1763	2800K
Color temperature	

5W SMD Premium
LED Spotlight MR16 , GU5.3



EAN Code 6000K [3800156617612](#)
EAN Code 4500K [3800156617629](#)
EAN Code 2700K [3800156617636](#)



P Watts	7W	Ra CRI	>80
V Input Voltage	AC,DC:12V	IP Rating	IP20
F Flux	500 lm	L Life Span	25 000 h
B Beam Angle	110°	D Dimension	φ50x45 mm




A+
EQ.Watts:
7W=40W

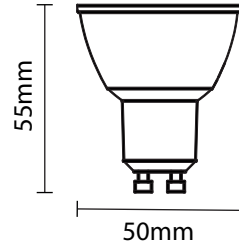
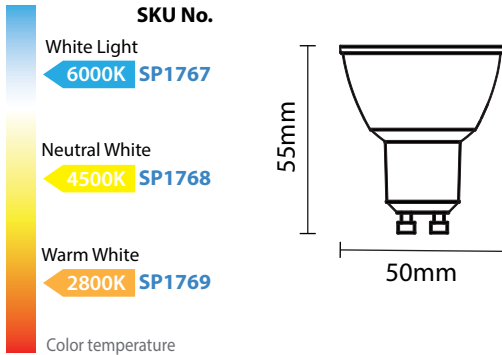
7W SMD Premium
LED Spotlight MR16 , GU5.3



EAN Code 6000K [3800156617643](#)
EAN Code 4500K [3800156617650](#)
EAN Code 2700K [3800156617667](#)



LED SPOTLIGHTS



P Watts	5W	Ra CRI	>80
V Input Voltage	AC:175-265V	IP Rating	IP20
F Flux	320 lm	L Life Span	25 000 h
B Beam Angle	110°	D Dimension	φ50x55mm



A+
EQ.Watts:
5W=30W



EAN Code 6000K [3800156617674](#)
EAN Code 4500K [3800156617681](#)
EAN Code 2700K [3800156617698](#)




5W Premium
LED Spotlight GU10

5W SMD Premium
LED Spotlight GU10



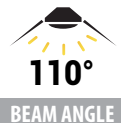
P Watts	5W	Ra CRI	>80
V Input Voltage	AC:175-265V	IP Rating	IP20
F Flux	320 lm	L Life Span	25 000 h
B Beam Angle	38°	D Dimension	φ50x45 mm



7W SMD Premium
LED Spotlight GU10



P Watts	7W	Ra CRI	>80
V Input Voltage	AC:175-265V	IP Rating	IP20
F Flux	500 lm	L Life Span	25 000 h
B Beam Angle	110°	D Dimension	φ50x55 mm



SP1770 Neutral Light 4500K

SP1771 Neutral Light 4500K

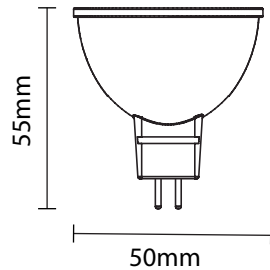


LED SPOTLIGHTS



P Watts	4W	Ra CRI	>80
Input Voltage	AC,DC:12V	IP Rating	IP20
Flux	320 lm	Life Span	25 000 h
Beam Angle	50°	Dimension	φ50x55 mm

A+
EQ.Watts:
4W=25W



SKU No.	White Light
SP1163	6000K
Neutral White	
SP1167	4500K
Warm White	
SP1164	2800K
Color temperature	

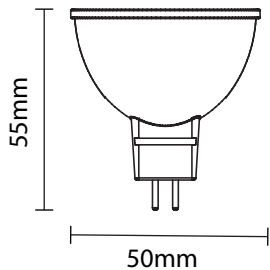
4W COB

LED Spotlight MR16 , GU5.3



EAN Code 6000K [3800156611634](#)
EAN Code 4500K [3800156611672](#)
EAN Code 2700K [3800156611641](#)

SKU No.	White Light
6000K	SP1168
Neutral White	
4500K	SP1169
Warm White	
2800K	SP1170
Color temperature	



P Watts	6W	Ra CRI	>80
Input Voltage	AC,DC:12V	IP Rating	IP20
Flux	400 lm	Life Span	25 000 h
Beam Angle	50°	Dimension	φ50x55 mm

A+
EQ.Watts:
6W=35W

6W COB

LED Spotlight MR16 , GU5.3



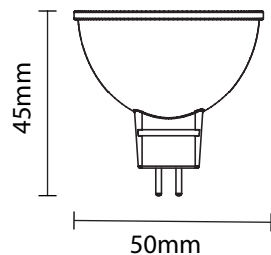
EAN Code 6000K [3800156611689](#)
EAN Code 4500K [3800156611696](#)
EAN Code 2700K [3800156611702](#)



LED SPOTLIGHTS



SKU No.	White Light
6000K	SP1191
Neutral White	
4500K	SP1192
Warm White	
2800K	SP1193
Color temperature	



P Watts	5W	Ra CRI	>80
Input Voltage	DC:12V	IP Rating	IP20
Flux	400 lm	Life Span	25 000 h
Beam Angle	110°	Dimension	φ50x45 mm

A+
EQ.Watts:
5W=30W



EAN Code 6000K [3800156611917](#)
EAN Code 4500K [3800156611924](#)
EAN Code 2700K [3800156611931](#)



5W SMD

LED Spotlight MR16 , GU5.3

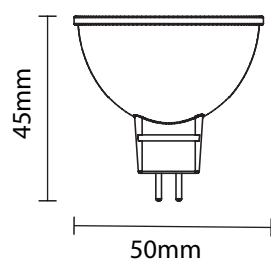
7W SMD

LED Spotlight MR16, GU5.3

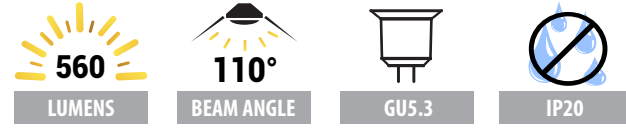


P Watts	7W	Ra CRI	>80
Input Voltage	DC:12V	IP Rating	IP20
Flux	560 lm	Life Span	25 000 h
Beam Angle	110°	Dimension	φ50x45 mm

A+
EQ.Watts:
7W=40W



SKU No.	White Light
SP1194	6000K
Neutral White	
SP1195	4500K
Warm White	
SP1196	2800K
Color temperature	



EAN Code 6000K [3800156611948](#)
EAN Code 4500K [3800156611955](#)
EAN Code 2700K [3800156611962](#)

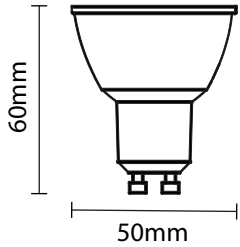


LED SPOTLIGHTS



P Watts	4W	Ra CRI	>80
Input Voltage	AC:220-240V	IP Rating	IP20
Flux	320 lm	Life Span	25 000 h
Beam Angle	50°	Dimension	φ50x60 mm

A+
EQ.Watts:
4W=25W



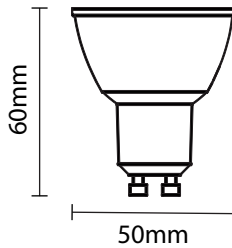
SKU No.	Color temperature
White Light SP1263 6000K	
Neutral White SP1264 4500K	
Warm White SP1265 2800K	

4W COB LED Spotlight GU10



EAN Code 6000K 3800156612631
EAN Code 4500K 3800156612648
EAN Code 2700K 3800156612655

SKU No.	Color temperature
White Light SP1269 6000K	
Neutral White SP1270 4500K	
Warm White SP1271 2800K	



P Watts	6W	Ra CRI	>80
Input Voltage	AC:220-240V	IP Rating	IP20
Flux	480 lm	Life Span	25 000 h
Beam Angle	50°	Dimension	φ50x60 mm

A+
EQ.Watts:
6W=35W



6W COB LED Spotlight GU10

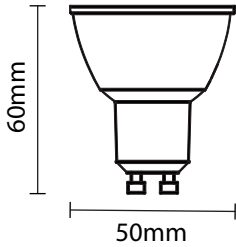
EAN Code 6000K 3800156612693
EAN Code 4500K 3800156612709
EAN Code 2700K 3800156612716



LED SPOTLIGHTS



SKU No.	Color temperature
White Light SP1266 6000K	
Neutral White SP1267 4500K	
Warm White SP1268 2800K	



P Watts	4W	Ra CRI	>80
Input Voltage	AC:220-240V	IP Rating	IP20
Flux	320 lm	Life Span	25 000 h
Beam Angle	50°	Dimension	φ50x60mm

A+
EQ.Watts:
4W=25W



4W COB Dimmable LED Spotlight GU10

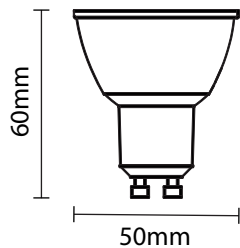
EAN Code 6000K 3800156612662
EAN Code 4500K 3800156612679
EAN Code 2700K 3800156612686



6W COB Dimmable LED Spotlight GU10

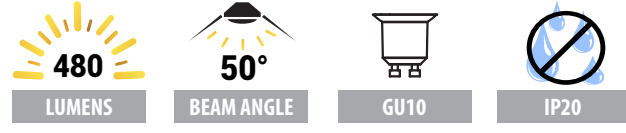
P Watts	6W	Ra CRI	>80
Input Voltage	AC:220-240V	IP Rating	IP20
Flux	480 lm	Life Span	25 000 h
Beam Angle	50°	Dimension	φ50x60 mm

A+
EQ.Watts:
6W=35W



SKU No.	Color temperature
White Light SP1272 6000K	
Neutral White SP1273 4500K	
Warm White SP1274 2800K	

EAN Code 6000K 3800156612723
EAN Code 4500K 3800156612730
EAN Code 2700K 3800156612747

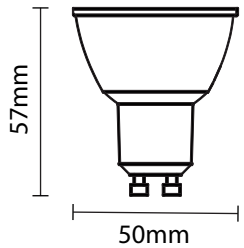


LED SPOTLIGHTS



P Watts	5W	Ra CRI	>80
Input Voltage	AC:175-265V	IP Rating	IP20
Flux	480 lm	Life Span	25 000 h
Beam Angle	110°	Dimension	φ50x57 mm

A+
EQ.Watts:
5W=30W

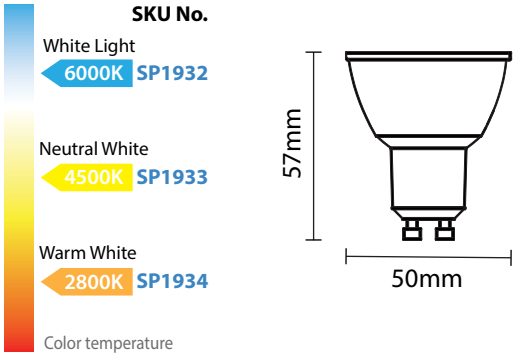


SKU No.	
White Light	SP1929 6000K
Neutral White	SP1930 4500K
Warm White	SP1931 2800K
Color temperature	

5W SMD
LED Spotlight GU10



EAN Code 6000K [3800156619296](#)
EAN Code 4500K [3800156619302](#)
EAN Code 2700K [3800156619319](#)



P Watts	7W	Ra CRI	>80
Input Voltage	AC:175-265V	IP Rating	IP20
Flux	560 lm	Life Span	25 000 h
Beam Angle	110°	Dimension	φ50x57 mm

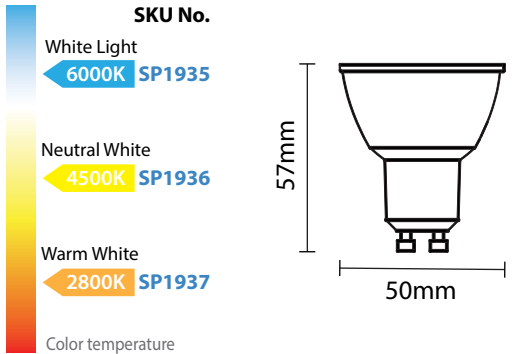
A+
EQ.Watts:
7W=40W



EAN Code 6000K [3800156619326](#)
EAN Code 4500K [3800156619333](#)
EAN Code 2700K [3800156619340](#)

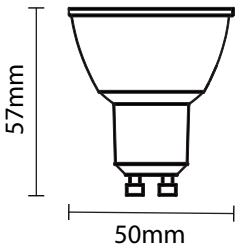


LED SPOTLIGHTS



P Watts	5W	Ra CRI	>80
Input Voltage	AC:175-265V	IP Rating	IP20
Flux	480 lm	Life Span	25 000 h
Beam Angle	38°	Dimension	φ50x57 mm

A+
EQ.Watts:
5W=30W



EAN Code 6000K [3800156619357](#)
EAN Code 4500K [3800156619364](#)
EAN Code 2700K [3800156619371](#)



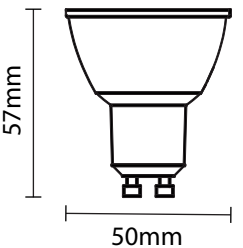
5W SMD
LED Spotlight GU10

7W SMD
LED Spotlight GU10



P Watts	7W	Ra CRI	>80
Input Voltage	AC:175-265V	IP Rating	IP20
Flux	560 lm	Life Span	25 000 h
Beam Angle	38°	Dimension	φ50x57 mm

A+
EQ.Watts:
7W=40W



SKU No.	
White Light	SP1938 6000K
Neutral White	SP1939 4500K
Warm White	SP1940 2800K
Color temperature	



EAN Code 6000K [3800156619388](#)
EAN Code 4500K [3800156619395](#)
EAN Code 2700K [3800156619401](#)



LED SPOTLIGHTS



White Light

6000K SP1281

Neutral White

4500K SP1282

Warm White

2800K SP1283

Color temperature

60mm

50mm

Watts

3W

Input Voltage

AC:175-265V

Flux

240 lm

Beam Angle

110°

CRI

>80

IP Rating

IP20

Life Span

25 000 h

Dimension

φ50x60mm

A+

EQ.Watts:

3W=18W

240

LUMENS

110°

BEAM ANGLE

GU10

IP20

3W SMD

LED Spotlight GU10

EAN Code 6000K

3800156612815

EAN Code 4500K

3800156612822

EAN Code 2700K

3800156612839

4W SMD LED Spotlight GU10



Watts

4W

Input Voltage

AC:175-265V

Flux

320 lm

Beam Angle

110°

CRI

>80

IP Rating

IP20

Life Span

25 000 h

Dimension

φ50x60 mm

A+

EQ.Watts:

4W=25W

60mm

50mm

Neutral White

SP1285 4500K

Warm White

SP1286 2800K

Color temperature

320

LUMENS

110°

BEAM ANGLE

GU10

IP20

EAN Code 4500K

3800156612853

EAN Code 2700K

3800156612860



LED SPOTLIGHTS



White Light

6000K SP1281

Neutral White

4500K SP1282

Warm White

2800K SP1283

Color temperature

60mm

50mm

Watts

3W

Input Voltage

AC:175-265V

Flux

240 lm

Beam Angle

110°

CRI

>80

IP Rating

IP20

Life Span

25 000 h

Dimension

φ50x60mm

A+

EQ.Watts:

3W=18W

240

LUMENS

110°

BEAM ANGLE

GU10

IP20

3W SMD

LED Spotlight GU10

EAN Code 6000K

3800156612815

EAN Code 4500K

3800156612822

EAN Code 2700K

3800156612839

7W SMD Dimmable LED Spotlight GU10

White Light

6000K SP1281

Neutral White

4500K SP1282

Warm White

2800K SP1283

Color temperature

60mm

50mm

Watts

7W

Input Voltage

AC:175-265V

Flux

560 lm

Beam Angle

110°

CRI

>80

IP Rating

IP20

Life Span

25 000 h

Dimension

φ50x57 mm

A+

EQ.Watts:

7W=40W

560

LUMENS

110°

BEAM ANGLE

GU10

IP20

7W SMD Dimmable

LED Spotlight GU10

EAN Code 4500K

3800156619418

EAN Code 2700K

3800156619425

EAN Code 4500K 3800156619432
EAN Code 2700K 3800156619449



LED SPOTLIGHTS



ACCESSORIES

GU10,MR16 FITTING



OT5070 WHITE BODY

Dimension $\phi 80 \times 29$ mm



OT5071 INOX BODY

Dimension $\phi 80 \times 29$ mm



OT5072 CHROME BODY

Dimension $\phi 80 \times 29$ mm



72 mm



ACCESSORIES

GU10,MR16 FITTING



OT5073 WHITE BODY

Dimension $83 \times 83 \times 29$ mm



OT5074 INOX BODY

Dimension $83 \times 83 \times 29$ mm



OT5075 CHROME BODY

Dimension $83 \times 83 \times 29$ mm



72mm



LED SPOTLIGHTS



ACCESSORIES

GU10,MR16 FITTING Adjustable



OT5170 WHITE BODY

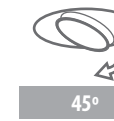
Dimension $\phi 83 \times 29$ mm

OT5172 CHROME BODY

Dimension $\phi 83 \times 29$ mm

OT5171 INOX BODY

Dimension $\phi 83 \times 29$ mm



45°



72mm



ACCESSORIES

GU10,MR16 FITTING Adjustable



OT5076 WHITE BODY

Dimension $83 \times 83 \times 29$ mm



OT5077 INOX BODY

Dimension $83 \times 83 \times 29$ mm



OT5078 CHROME BODY

Dimension $83 \times 83 \times 29$ mm



45°



72mm



LED SPOTLIGHTS



FIRE RATED FITTING
WITH GU10 SOCKET



FIRE RATED FITTING
WITH GU10 SOCKET
Adjustable



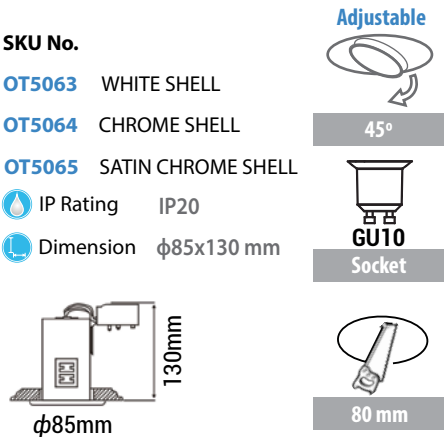
FIRE RATED FITTING IP65
WITH GU10 SOCKET



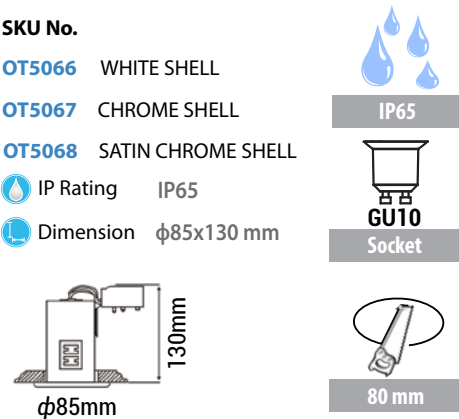
SKU No.
OT5060 WHITE SHELL
OT5061 CHROME SHELL
OT5062 SATIN CHROME SHELL
IP Rating IP20
Dimension $\phi 85 \times 110$ mm



SKU No.
OT5063 WHITE SHELL
OT5064 CHROME SHELL
OT5065 SATIN CHROME SHELL
IP Rating IP20
Dimension $\phi 85 \times 130$ mm



SKU No.
OT5066 WHITE SHELL
OT5067 CHROME SHELL
OT5068 SATIN CHROME SHELL
IP Rating IP65
Dimension $\phi 85 \times 130$ mm



LED SPOTLIGHTS



P Watts 6W
V Input Voltage AC:175-265V
F Flux 540 lm
B Beam Angle 40°
Ra CRI >80
IP Rating IP65
L Life Span 25 000 h
D Dimension $\phi 84 \times 67$ mm

A+
EQ.Watts:
6W=40W



With 3 magnetic replaceable covers

SKU No.

Neutral White
OT5042 4500K

Warm White
OT5041 2800K

Color temperature

540
LUMENS

40°
BEAM ANGLE

60 mm

IP65

EAN Code 4500K 3800156650428
EAN Code 2700K 3800156650411



P Watts 8W
V Input Voltage AC:175-265V
F Flux 570 -630lm
B Beam Angle 40°
Ra CRI >80
IP Rating IP65
L Life Span 25 000 h
D Dimension $\phi 80 \times 80$ mm

A+
EQ.Watts:
8W=50W



With 3 magnetic replaceable covers



COLOR CHANGING KNOB : 3000-4500-6000K

SKU No.

White Light
OT5043 6000K

to
Warm White
3000K

Color temperature

From 570
LUMENS

40°
BEAM ANGLE

65 mm

IP65

EAN Code 3000-6000K 3800156650435



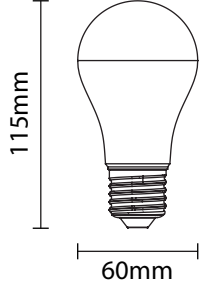
LED BULBS



7W E27 Premium
LED BULB A60

P Watts	7W	Ra CRI	>80
V Input Voltage	AC:175-265V	IP Rating	IP20
F Flux	560 lm	L Life Span	25 000 h
B Beam Angle	270°	D Dimension	φ60x115 mm

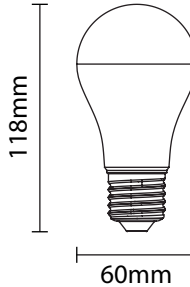
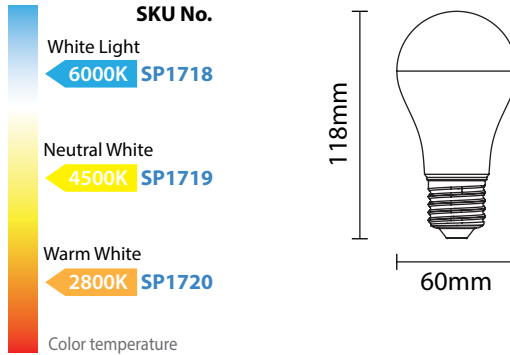
A+
EQ.Watts:
7W=45W



SKU No.	Color temperature
White Light SP1715 6000K	
Neutral White SP1716 4500K	
Warm White SP1717 2800K	



EAN Code 6000K 3800156617155
EAN Code 4500K 3800156617162
EAN Code 2700K 3800156617179



P Watts	10W	Ra CRI	>80
V Input Voltage	AC:175-265V	IP Rating	IP20
F Flux	806 lm	L Life Span	25 000 h
B Beam Angle	270°	D Dimension	φ60x118 mm



A+
EQ.Watts:
10W=65W



EAN Code 6000K 3800156617186
EAN Code 4500K 3800156617193
EAN Code 2700K 3800156617209



LED BULBS

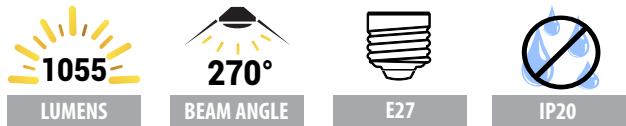


12W E27 Premium
LED BULB A60

P Watts	12W	Ra CRI	>80
V Input Voltage	AC:175-265V	IP Rating	IP20
F Flux	1055 lm	L Life Span	25 000 h
B Beam Angle	270°	D Dimension	φ60x118mm



A+
EQ.Watts:
12W=75W



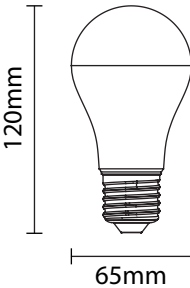
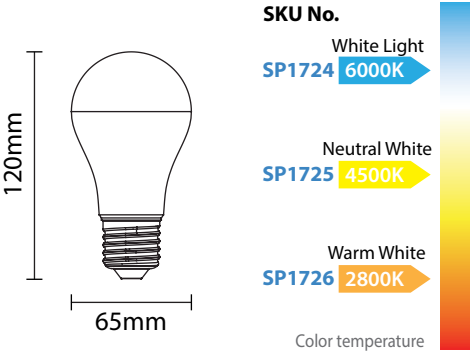
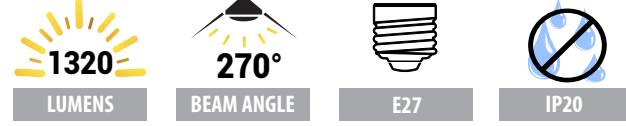
EAN Code 6000K 3800156617216
EAN Code 4500K 3800156617223
EAN Code 2700K 3800156617230

15W E27 Premium LED BULB A65



P Watts	15W	Ra CRI	>80
V Input Voltage	AC:175-265V	IP Rating	IP20
F Flux	1320 lm	L Life Span	25 000 h
B Beam Angle	270°	D Dimension	φ65x120 mm

A+
EQ.Watts:
15W=90W



EAN Code 6000K 3800156617247
EAN Code 4500K 3800156617254
EAN Code 2700K 3800156617261



LED BULBS

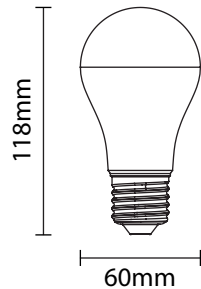


P Watts	10W	Ra CRI	>80
V Input Voltage	AC:175-265V	IP Rating	IP20
F Flux	806 lm	L Life Span	25 000 h
B Beam Angle	270°	D Dimension	φ60x118 mm

A+
EQ.Watts:
10W=65W

**3PCS
BOX**

**5
YEARS
WARRANTY**

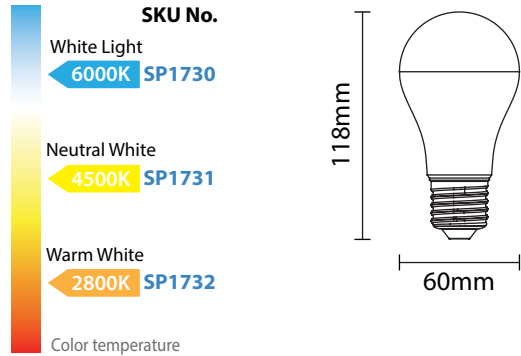


SKU No.	White Light
SP1727	6000K
	Neutral White
SP1728	4500K
	Warm White
SP1729	2800K
	Color temperature

10W E27 Premium
LED BULB A60 3PCS BOX



EAN Code 6000K [3800156617278](#)
EAN Code 4500K [3800156617285](#)
EAN Code 2700K [3800156617292](#)

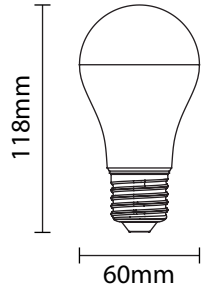


P Watts	12W	Ra CRI	>80
V Input Voltage	AC:175-265V	IP Rating	IP20
F Flux	1055 lm	L Life Span	25 000 h
B Beam Angle	270°	D Dimension	φ60x118 mm

**5
YEARS
WARRANTY**

**3PCS
BOX**

A+
EQ.Watts:
12W=75W



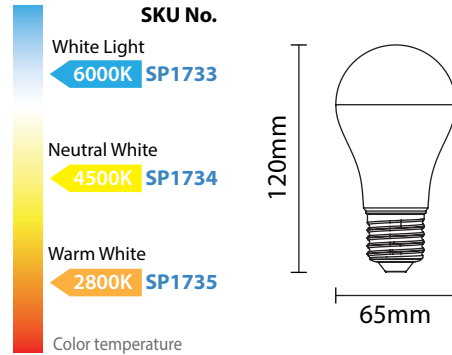
EAN Code 6000K [3800156617308](#)
EAN Code 4500K [3800156617315](#)
EAN Code 2700K [3800156617322](#)



12W E27 Premium
LED BULB A60 3PCS BOX



LED BULBS

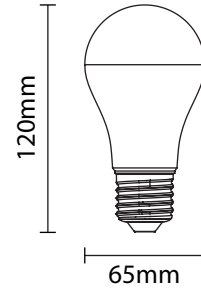


P Watts	15W	Ra CRI	>80
V Input Voltage	AC:175-265V	IP Rating	IP20
F Flux	1320 lm	L Life Span	25 000 h
B Beam Angle	270°	D Dimension	φ65x120mm

**5
YEARS
WARRANTY**

**3PCS
BOX**

A+
EQ.Watts:
15W=90W



EAN Code 6000K [3800156617339](#)
EAN Code 4500K [3800156617346](#)
EAN Code 2700K [3800156617353](#)



15W E27 Premium
LED BULB A65 3PCS BOX

Outdoor string light
14.4 meters

Total Length: 14.4 meters
Lamp Holder: 15 pieces E27 sockets
Distance between sockets: 0.9 m
LED Bulbs not included !

SKU No. **OT5051**
EAN Code [3800156650510](#)



15 PCS
E27 SOCKETS **IP65**



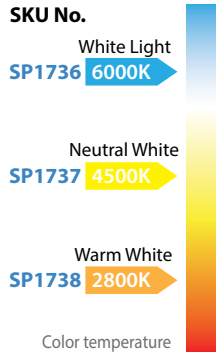
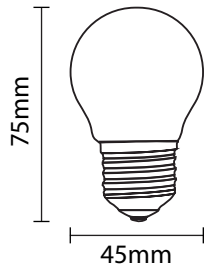
LED BULBS



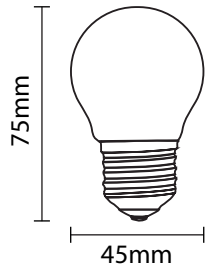
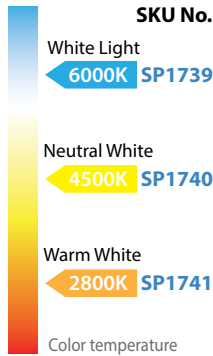
4W E27 Premium
LED BULB G45

P Watts	4W	Ra CRI	>80
V Input Voltage	AC:175-265V	IP Rating	IP20
F Flux	320 lm	L Life Span	25 000 h
B Beam Angle	180°	D Dimension	φ45x75 mm

A+
EQ.Watts:
4W=25W



EAN Code 6000K 3800156617360
EAN Code 4500K 3800156617377
EAN Code 2700K 3800156617384



P Watts	6W	Ra CRI	>80
V Input Voltage	AC:175-265V	IP Rating	IP20
F Flux	480 lm	L Life Span	25 000 h
B Beam Angle	180°	D Dimension	φ45x75 mm



A+
EQ.Watts:
6W=35W

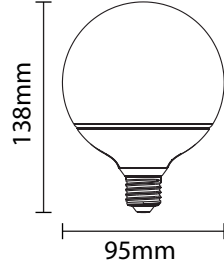

6W E27 Premium
LED BULB A60



EAN Code 6000K 3800156617391
EAN Code 4500K 3800156617407
EAN Code 2700K 3800156617414



LED BULBS



P Watts	12W	Ra CRI	>80
V Input Voltage	AC:175-265V	IP Rating	IP20
F Flux	1055 lm	L Life Span	25 000 h
B Beam Angle	240°	D Dimension	φ95x138mm



A+
EQ.Watts:
12W=75W



12W E27 Premium
LED BULB G95




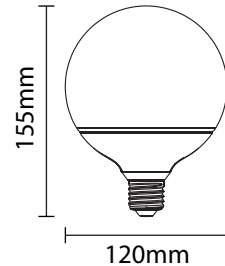
EAN Code 6000K 3800156617421
EAN Code 4500K 3800156617438
EAN Code 2700K 3800156617445

15W E27 Premium
LED BULB G120



P Watts	15W	Ra CRI	>80
V Input Voltage	AC:175-265V	IP Rating	IP20
F Flux	1320 lm	L Life Span	25 000 h
B Beam Angle	270°	D Dimension	φ120x155 mm

A+
EQ.Watts:
15W=90W



EAN Code 6000K 3800156617452
EAN Code 4500K 3800156617469
EAN Code 2700K 3800156617476

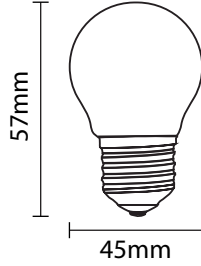


LED BULBS



P Watts	4W	Ra CRI	>80
V Input Voltage	AC:175-265V	IP Rating	IP20
F Flux	320 lm	L Life Span	25 000 h
B Beam Angle	180°	D Dimension	φ45x57 mm

A+
EQ.Watts:
4W=25W



SKU No.	Color temperature
White Light SP1838 6000K	
Neutral White SP1839 4500K	
Warm White SP1840 2800K	

4W E27
LED BULB G45

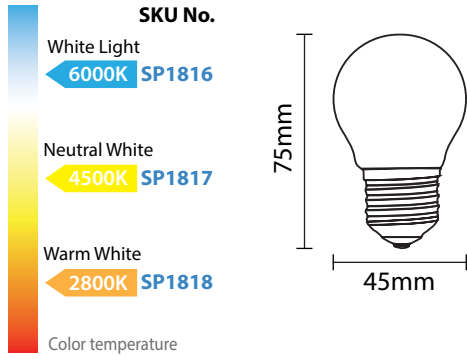
320
LUMENS

180°
BEAM ANGLE

E27

IP20

EAN Code 6000K [3800156618381](#)
EAN Code 4500K [3800156618398](#)
EAN Code 2700K [3800156618404](#)



P Watts	6W	Ra CRI	>80
V Input Voltage	AC:175-265V	IP Rating	IP20
F Flux	480 lm	L Life Span	25 000 h
B Beam Angle	180°	D Dimension	φ45x75 mm

A+
EQ.Watts:
6W=35W



6W E27
LED BULB G45

EAN Code 6000K [3800156618169](#)
EAN Code 4500K [3800156618176](#)
EAN Code 2700K [3800156618183](#)

480
LUMENS

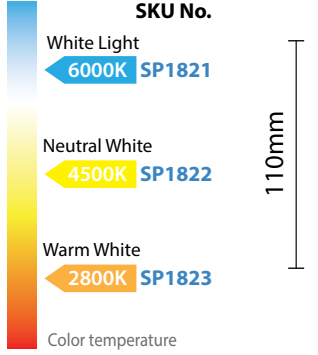
180°
BEAM ANGLE

E27

IP20




LED BULBS



P Watts	5W	Ra CRI	>80
V Input Voltage	AC:85-265V	IP Rating	IP20
F Flux	400 lm	L Life Span	25 000 h
B Beam Angle	270°	D Dimension	φ60x110mm

A+
EQ.Watts:
5W=30W



EAN Code 6000K [3800156618213](#)
EAN Code 4500K [3800156618220](#)
EAN Code 2700K [3800156618237](#)

400
LUMENS

270°
BEAM ANGLE

E27

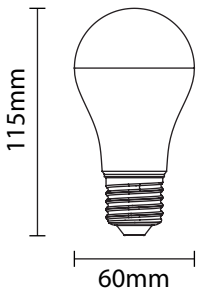
IP20

5W E27
LED BULB A60

7W E27
LED BULB A60

P Watts	7W	Ra CRI	>80
V Input Voltage	AC:85-265V	IP Rating	IP20
F Flux	560 lm	L Life Span	25 000 h
B Beam Angle	270°	D Dimension	φ60x115 mm

A+
EQ.Watts:
7W=40W



SKU No.	Color temperature
White Light SP1824 6000K	
Neutral White SP1825 4500K	
Warm White SP1826 2800K	

560
LUMENS

270°
BEAM ANGLE

E27

IP20

EAN Code 6000K [3800156618244](#)
EAN Code 4500K [3800156618251](#)
EAN Code 2700K [3800156618268](#)

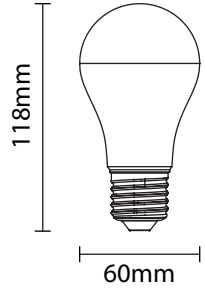


LED BULBS



P Watts	10W	Ra CRI	>80
V Input Voltage	AC:175-265V	IP Rating	IP20
F Flux	800 lm	L Life Span	25 000 h
B Beam Angle	270°	D Dimension	φ60x118mm

A+
EQ.Watts:
10W=65W



SKU No.	Color temperature
White Light SP1827 6000K	
Neutral White SP1828 4500K	
Warm White SP1829 2800K	

10W E27
LED BULB A60

800
LUMENS

270°
BEAM ANGLE

E27

IP20

EAN Code 6000K [3800156618275](#)
EAN Code 4500K [3800156618282](#)
EAN Code 2700K [3800156618299](#)

SKU No.

White Light
6000K **SP1831**

Neutral White
4500K **SP1832**

Warm White
2800K **SP1833**

Color temperature

P Watts	12W	Ra CRI	>80
V Input Voltage	AC:175-265V	IP Rating	IP20
F Flux	960 lm	L Life Span	25 000 h
B Beam Angle	270°	D Dimension	φ60x120 mm

A+
EQ.Watts:
12W=75W



12W E27
LED BULB A60

EAN Code 6000K [3800156618312](#)
EAN Code 4500K [3800156618329](#)
EAN Code 2700K [3800156618336](#)

960
LUMENS

270°
BEAM ANGLE

E27

IP20



LED BULBS



SKU No.

White Light
6000K **SP1849**

Neutral White
4500K **SP1850**

Warm White
2800K **SP1830**

Color temperature

P Watts	10W	Ra CRI	>80
V Input Voltage	AC:85-265V	IP Rating	IP20
F Flux	800 lm	L Life Span	25 000 h
B Beam Angle	240°	D Dimension	φ60x110mm

A+
EQ.Watts:
10W=65W



Dimmable

10W E27 Dimmable
LED BULB A60

EAN Code 6000K [3800156618497](#)
EAN Code 4500K [3800156618503](#)
EAN Code 2700K [3800156618305](#)

800
LUMENS

240°
BEAM ANGLE

E27

IP20

12W E27 Dimmable
LED BULB A60

P Watts	12W	Ra CRI	>80
V Input Voltage	AC:85-265V	IP Rating	IP20
F Flux	960 lm	L Life Span	25 000 h
B Beam Angle	240°	D Dimension	φ60x120 mm

A+
EQ.Watts:
12W=75W



Dimmable

SKU No.

White Light
SP1851 6000K

Neutral White
SP1852 4500K

Warm White
SP1834 2800K

Color temperature

EAN Code 6000K [3800156618510](#)
EAN Code 4500K [3800156618527](#)
EAN Code 2700K [3800156618343](#)

960
LUMENS

240°
BEAM ANGLE

E27

IP20

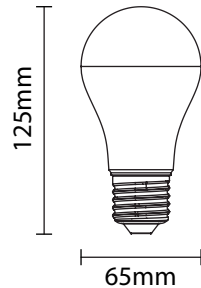


LED BULBS



P Watts	15W	Ra CRI	>80
Input Voltage	AC:175-265V	IP Rating	IP20
Flux	1200 lm	Life Span	25 000 h
Beam Angle	270°	Dimension	φ65x125mm

A+
EQ.Watts:
15W=90W



Model No.	
White Light	SP1835 6000K
Neutral White	SP1836 4500K
Warm White	SP1837 2800K
Color temperature	

15W E27
LED BULB A65

1200
LUMENS

270°
BEAM ANGLE

E27

IP20

EAN Code 6000K [3800156618350](#)
EAN Code 4500K [3800156618367](#)
EAN Code 2700K [3800156618374](#)

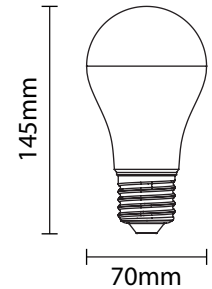
Model No.

White Light
SP1881 6000K

Neutral White
SP1882 4500K

Warm White
SP1883 2800K

Color temperature



P Watts	18W	Ra CRI	>80
Input Voltage	AC:175-265V	IP Rating	IP20
Flux	1440 lm	Life Span	25 000 h
Beam Angle	270°	Dimension	φ70x145 mm

A+
EQ.Watts:
18W=110W

18W E27
LED BULB A70



1440
LUMENS

270°
BEAM ANGLE

E27

IP20

EAN Code 6000K [3800156618817](#)
EAN Code 4500K [3800156618824](#)
EAN Code 2700K [3800156618831](#)



LED BULBS



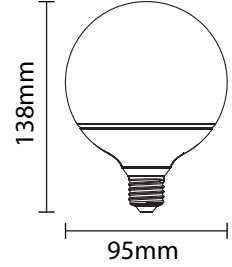
Model No.

White Light
SP1841 6000K

Neutral White
SP1842 4500K

Warm White
SP1843 2800K

Color temperature



P Watts	12W	Ra CRI	>80
Input Voltage	AC:85-265V	IP Rating	IP20
Flux	1050 lm	Life Span	25 000 h
Beam Angle	240°	Dimension	φ95x138mm

A+
EQ.Watts:
12W=75W



EAN Code 6000K [3800156618411](#)
EAN Code 4500K [3800156618428](#)
EAN Code 2700K [3800156618435](#)

1050
LUMENS

240°
BEAM ANGLE

E27

IP20

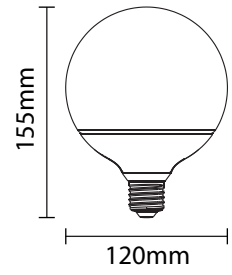
12W E27
LED BULB G95

15W E27
LED BULB G120



P Watts	15W	Ra CRI	>80
Input Voltage	AC:85-265V	IP Rating	IP20
Flux	1380 lm	Life Span	25 000 h
Beam Angle	270°	Dimension	φ120x155 mm

A+
EQ.Watts:
15W=90W



Model No.	
White Light	SP1845 6000K
Neutral White	SP1846 4500K
Warm White	SP1847 2800K
Color temperature	

1380
LUMENS

270°
BEAM ANGLE

E27

IP20

EAN Code 6000K [3800156618459](#)
EAN Code 4500K [3800156618466](#)
EAN Code 2700K [3800156618473](#)



LED BULBS

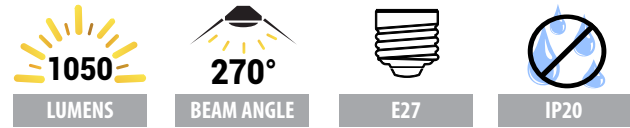
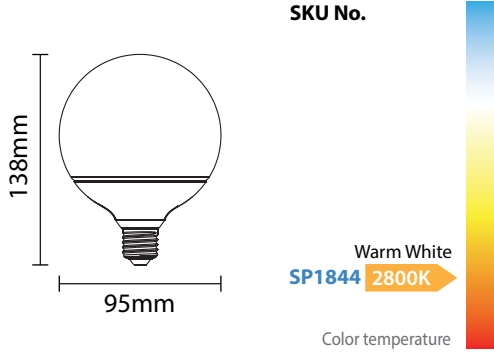


Dimmable

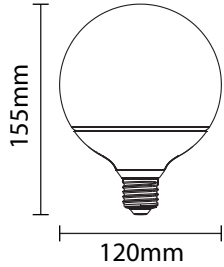
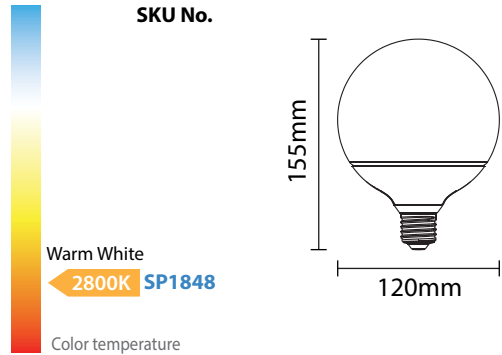
12W E27 Dimmable
LED BULB G95

P Watts	12W	Ra CRI	>80
Input Voltage	AC:175-265V	IP Rating	IP20
Flux	1050 lm	Life Span	25 000 h
Beam Angle	270°	Dimension	φ95x138mm

A+
EQ.Watts:
12W=75W



EAN Code 2700K 3800156618442



P Watts	15W	Ra CRI	>80
Input Voltage	AC:175-265V	IP Rating	IP20
Flux	1380 lm	Life Span	25 000 h
Beam Angle	270°	Dimension	φ120x155mm

A+
EQ.Watts:
15W=90W

15W E27 Dimmable
LED BULB G120



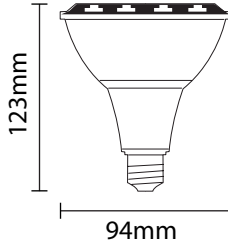
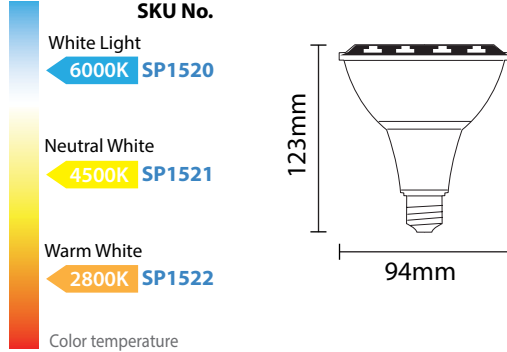
Dimmable



EAN Code 2700K 3800156618480



LED BULBS



P Watts	12W	Ra CRI	>80
Input Voltage	AC:220-240V	IP Rating	IP20
Flux	2300 lm	Life Span	25 000 h
Beam Angle	24°	Dimension	φ94x123mm

OSRAM
CHIP
A+
EQ.Watts:
30W=160W



30W E27
LED BULB PAR30

EAN Code 6000K 3800156615205
EAN Code 4500K 3800156615212
EAN Code 2700K 3800156615229

8+2W E27
LED BULB MOSQUITO ZAPPER

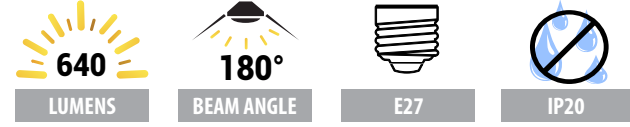
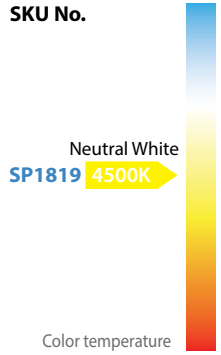
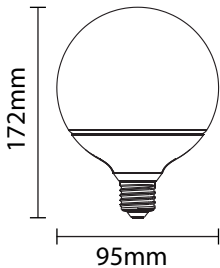


NEW

P Watts	8+2W Zapper	Ra CRI	>80
Input Voltage	AC:100-265V	IP Rating	IP20
Flux	640 lm	Life Span	25 000 h
Beam Angle	180°	Dimension	φ95x172 mm

A+
EQ.Watts:
8W=90W

2W
Anti Mosquito Zapper



EAN Code 4500K 3800156618190

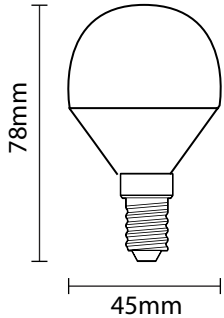


LED BULBS



P Watts	6W	Ra CRI	>80
V Input Voltage	AC:175-265V	IP Rating	IP20
F Flux	480 lm	L Life Span	25 000 h
B Beam Angle	240°	D Dimension	φ45x78mm

A+
EQ.Watts:
6W=40W



SKU No.	White Light
SP1753	6000K
Neutral White	
SP1754	4500K
Warm White	
SP1755	2800K
Color temperature	

480
LUMENS

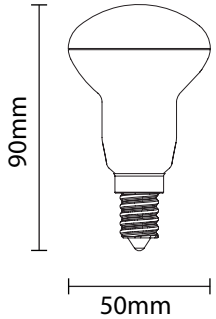
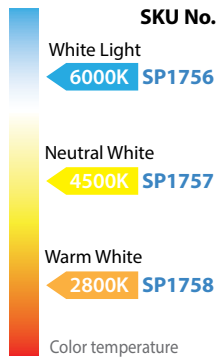
240°
BEAM ANGLE

E14

IP20

EAN Code 6000K [3800156617537](#)
EAN Code 4500K [3800156617544](#)
EAN Code 2700K [3800156617551](#)

6W E14 Premium
LED BULB P45



P Watts	6W	Ra CRI	>80
V Input Voltage	AC:175-265V	IP Rating	IP20
F Flux	450 lm	L Life Span	25 000 h
B Beam Angle	180°	D Dimension	φ50x90mm



A+
EQ.Watts:
6W=40W

6W E14 Premium
LED BULB R50



450
LUMENS

180°
BEAM ANGLE

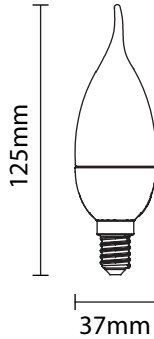
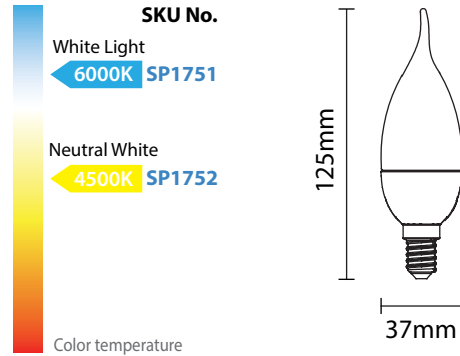
E14

IP20

EAN Code 6000K [3800156617568](#)
EAN Code 4500K [3800156617575](#)
EAN Code 2700K [3800156617582](#)



LED BULBS



P Watts	6W	Ra CRI	>80
V Input Voltage	AC:175-265V	IP Rating	IP20
F Flux	480 lm	L Life Span	25 000 h
B Beam Angle	180°	D Dimension	φ37x125mm



A+
EQ.Watts:
6W=40W

480
LUMENS

180°
BEAM ANGLE

E14

IP20

EAN Code 6000K [3800156617513](#)
EAN Code 4500K [3800156617520](#)

6W E14 Premium
LED BULB C37T

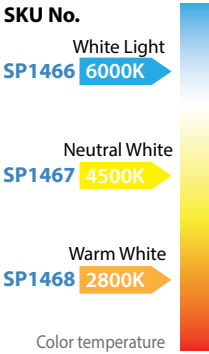
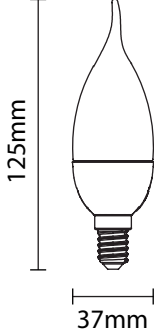


6W E14
LED BULB C37T



P Watts	6W	Ra CRI	>80
V Input Voltage	AC:175-265V	IP Rating	IP20
F Flux	480 lm	L Life Span	25 000 h
B Beam Angle	180°	D Dimension	φ37x125mm

A+
EQ.Watts:
6W=40W



480
LUMENS

180°
BEAM ANGLE

E14

IP20

EAN Code 6000K [3800156614666](#)
EAN Code 4500K [3800156614673](#)
EAN Code 2700K [3800156614680](#)

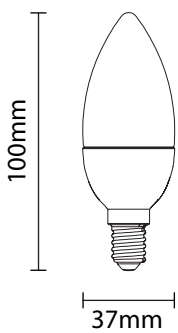


LED BULBS



P Watts	3W	Ra CRI	>80
V Input Voltage	AC:86-265V	IP Rating	IP20
F Flux	240 lm	L Life Span	25 000 h
B Beam Angle	180°	D Dimension	φ37x100mm

A+
EQ.Watts:
3W=18W

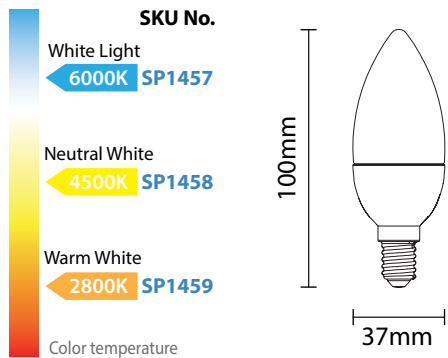


SKU No.	
White Light	SP1454 6000K
Neutral White	SP1455 4500K
Warm White	SP1456 2800K
Color temperature	

3W E14
LED BULB C37



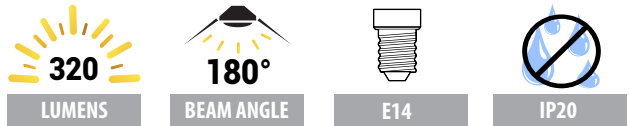
EAN Code 6000K [3800156614543](#)
EAN Code 4500K [3800156614550](#)
EAN Code 2700K [3800156614567](#)



P Watts	4W	Ra CRI	>80
V Input Voltage	AC:86-265V	IP Rating	IP20
F Flux	320 lm	L Life Span	25 000 h
B Beam Angle	180°	D Dimension	φ37x100mm

A+
EQ.Watts:
4W=25W

4W E14
LED BULB C37



EAN Code 6000K [3800156614574](#)
EAN Code 4500K [3800156614581](#)
EAN Code 2700K [3800156614598](#)

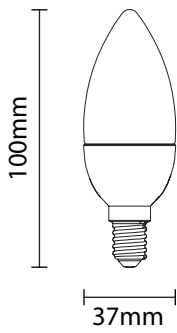


LED BULBS




P Watts	6W	Ra CRI	>80
V Input Voltage	AC:86-265V	IP Rating	IP20
F Flux	480 lm	L Life Span	25 000 h
B Beam Angle	180°	D Dimension	φ37x100mm

A+
EQ.Watts:
6W=40W

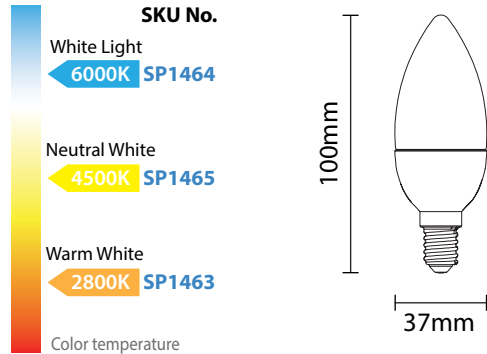


SKU No.	
White Light	SP1460 6000K
Neutral White	SP1461 4500K
Warm White	SP1462 2800K
Color temperature	

6W E14
LED BULB C37



EAN Code 6000K [3800156614604](#)
EAN Code 4500K [3800156614611](#)
EAN Code 2700K [3800156614628](#)



P Watts	6W	Ra CRI	>80
V Input Voltage	AC:86-265V	IP Rating	IP20
F Flux	480 lm	L Life Span	25 000 h
B Beam Angle	180°	D Dimension	φ37x100mm

A+
EQ.Watts:
6W=40W

6W DIMMABLE E14
LED BULB C37



EAN Code 6000K [3800156614642](#)
EAN Code 4500K [3800156614659](#)
EAN Code 2700K [3800156614635](#)

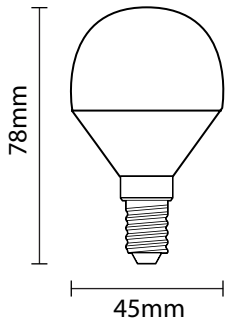


LED BULBS



P Watts	4W	Ra CRI	>80
V Input Voltage	AC:175-265V	IP Rating	IP20
F Flux	320 lm	L Life Span	25 000 h
B Beam Angle	240°	D Dimension	φ45x78mm

A+
EQ.Watts:
4W=25W

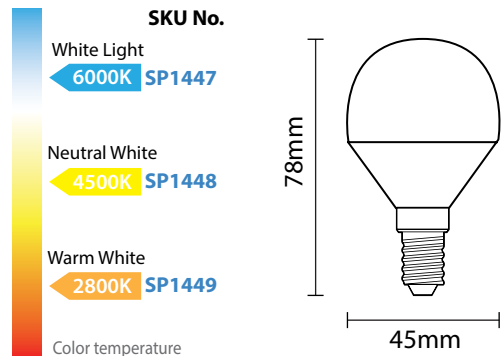


SKU No.	Color temperature
White Light SP1451 6000K	
Neutral White SP1452 4500K	
Warm White SP1453 2800K	

4W E14
LED BULB G45



EAN Code 6000K [3800156614512](#)
EAN Code 4500K [3800156614529](#)
EAN Code 2700K [3800156614536](#)



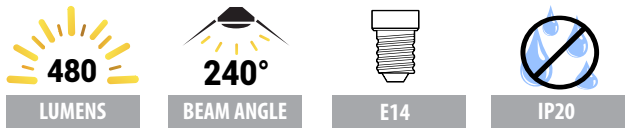
P Watts	6W	Ra CRI	>80
V Input Voltage	AC:175-265V	IP Rating	IP20
F Flux	480 lm	L Life Span	25 000 h
B Beam Angle	240°	D Dimension	φ45x78mm

A++
EQ.Watts:
6W=35W

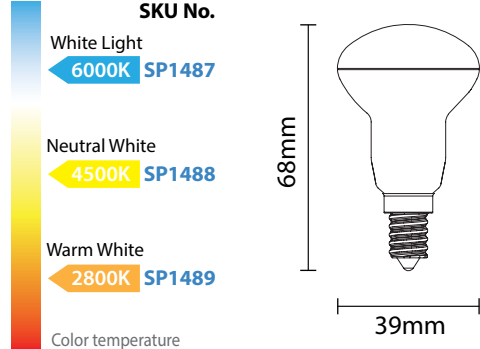


6W E14
LED BULB G45

EAN Code 6000K [3800156614475](#)
EAN Code 4500K [3800156614482](#)
EAN Code 2700K [3800156614499](#)

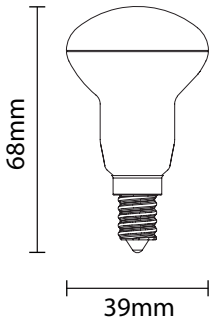


LED BULBS



P Watts	4W	Ra CRI	>80
V Input Voltage	AC:175-265V	IP Rating	IP20
F Flux	300 lm	L Life Span	25 000 h
B Beam Angle	200°	D Dimension	φ39x68mm

A+
EQ.Watts:
4W=25W



EAN Code 6000K [3800156614871](#)
EAN Code 4500K [3800156614888](#)
EAN Code 2700K [3800156614895](#)

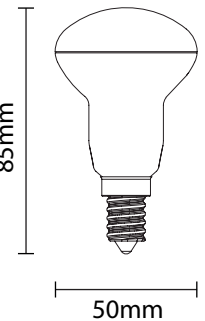


4W E14
LED BULB R39

6W E14
LED BULB R50

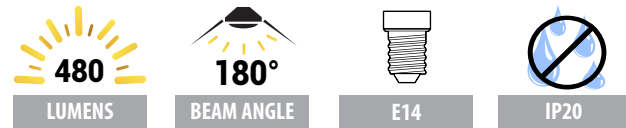
P Watts	6W	Ra CRI	>80
V Input Voltage	AC:170-265V	IP Rating	IP20
F Flux	480 lm	L Life Span	25 000 h
B Beam Angle	180°	D Dimension	φ50x85 mm

A+
EQ.Watts:
6W=35W



SKU No.	Color temperature
White Light SP1438 6000K	
Neutral White SP1439 4500K	
Warm White SP1440 2800K	

EAN Code 6000K [3800156614383](#)
EAN Code 4500K [3800156614390](#)
EAN Code 2700K [3800156614406](#)



LED BULBS HIGH POWER



NEW



HIGH LUMEN



270°
BEAM ANGLE



SAVE
80%
ENERGY



IP20

A+

25W
T100



2300
LUMENS

SP1891
SP1892

White Light
Neutral Light

6000K
4500K

35W
T120



3200
LUMENS

SP1894
SP1895

White Light
Neutral Light

6000K
4500K

45W
T140



4100
LUMENS

SP1897
SP1898

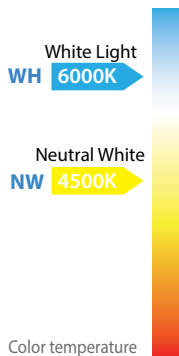
White Light
Neutral Light

6000K
4500K

LED BULBS E27

HIGH POWER

	LED BULB E27 T100	LED BULB E27 T120	LED BULB E27 T140
Model No.	SP1891/SP1892	SP1894/SP1895	SP1897/SP1898
Watts	25W	35W	45W
Input Voltage	AC:175-265V	AC:175-265V	AC:175-265V
Flux	2300 lm	3200 lm	4100 lm
Beam Angle	270°	270°	270°
Light Color	WH/NW	WH/NW	WH/NW
CRI	>80	>80	>80
IP Rating	IP20	IP20	IP20
Life Span	25 000 h	25 000 h	25 000 h
Dimension	φ100x185 mm	φ120x223mm	φ140x86 mm



LED FILAMENT BULBS



GOLDEN
GLASS

4W Filament
LED BULB E27

SP1870 Warm Light 2800K



400
LUMENS



300°
BEAM ANGLE



E27



IP20



GOLDEN
GLASS

6.5W Filament
LED BULB E27

SP1871 Warm Light 2800K



810
LUMENS



300°
BEAM ANGLE



E27



IP20



5W Filament
LED BULB 14

SP1872 Warm Light 2800K



600
LUMENS



70°
BEAM ANGLE



E14



IP20

	4W FILAMENT ST64 E27	6.5W FILAMENT ST64 E27	5W FILAMENT R50 E14
Model No.	SP1870	SP1871	SP1872
Watts	4W	6.5W	5W
Input Voltage	AC:175-265V	AC:175-265V	AC:175-265V
Flux	400 lm	810 lm	600 lm
Beam Angle	300°	300°	70°
Light Color	WARM LIGHT	WARM LIGHT	WARM LIGHT
CRI	>80	>80	>80
IP Rating	IP20	IP20	IP20
Life Span	25 000 h	25 000 h	25 000 h
Dimension	φ58x139 mm	φ58x139 mm	φ50x86 mm

SKU No.

SP1870 Warm White
SP1871 2800K
SP1872

Color temperature



LED FILAMENT BULBS



2W Filament
LED BULB G45 E27

SP1864 White Light 6000K
SP1865 Neutral Light 4500K
SP1866 Warm Light 2700K



4W Filament
LED BULB G45 E27

SP1867 White Light 6000K
SP1868 Neutral Light 4500K
SP1869 Warm Light 2700K



4W Filament
LED BULB G125 E27

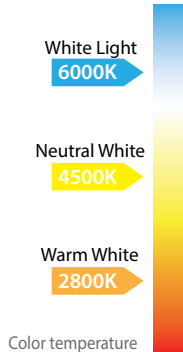
SP1863 Neutral Light 4500K
SP1862 Warm Light 2700K



6.5W Filament
LED BULB G125 E27

SP1861 Neutral Light 4500K
SP1860 Warm Light 2700K

	2W FILAMENT G45 E27	4W FILAMENT G45 E27	4W FILAMENT G125 E27	6.5W FILAMENT G125 E27
Model No.	SP1864/SP1865/SP1866	SP1867/SP1868/SP1869	SP1863/SP1862	SP1861/SP1860
Watts	2W	4W	4W	6.5W
Input Voltage	AC:175-265V	AC:175-265V	AC:175-265V	AC:175-265V
Flux	200 lm	400 lm	400 lm	810 lm
Beam Angle	300°	300°	300°	300°
Light Color	WH/NW/WW	WH/NW/WW	NW/WW	NW/WW
CRI	>80	>80	>80	>80
IP Rating	IP20	IP20	IP20	IP20
Life Span	25 000 h	25 000 h	25 000 h	25 000 h
Dimension	φ45x78 mm	φ45x78 mm	φ125x165 mm	φ125x165 mm



LED FILAMENT BULBS



4W Filament
LED BULB A60 E27

SP1857 White Light 6000K
SP1858 Neutral Light 4500K
SP1859 Warm Light 2700K



5W Filament
LED BULB A60 E27

SP1854 White Light 6000K
SP1855 Neutral Light 4500K
SP1856 Warm Light 2700K



6.5W Filament
LED BULB G125 E27

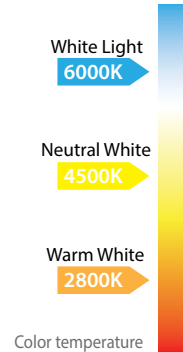
SP1873 White Light 6000K
SP1874 Neutral Light 4500K
SP1875 Warm Light 2700K




6W Filament
Dimmable
LED BULB G125 E27

SP1853 Warm Light 2700K

	4W FILAMENT A60 E27	5W FILAMENT A60 E27	6.5W FILAMENT A60 E27	6W FILAMENT A60 E27
Model No.	SP1857/SP1858/SP1859	SP1854/SP1855/SP1856	SP1873/SP1874/SP1875	SP1853
Watts	4W	5W	6.5W	6W
Input Voltage	AC:175-265V	AC:175-265V	AC:175-265V	AC:175-265V
Flux	400 lm	600 lm	810 lm	600 lm
Beam Angle	300°	300°	300°	300°
Light Color	WH/NW/WW	WH/NW/WW	NW/WW	WARM LIGHT
CRI	>80	>80	>80	>80
IP Rating	IP20	IP20	IP20	IP20
Life Span	25 000 h	25 000 h	25 000 h	25 000 h
Dimension	φ60x106 mm	φ60x106 mm	φ60x106 mm	φ60x106 mm



LED FILAMENT BULBS




400
LUMENS

300°
BEAM ANGLE



4W Filament
LED BULB C35

SP1470 White Light 6000K
SP1471 Neutral Light 4500K
SP1472 Warm Light 2700K




400
LUMENS

300°
BEAM ANGLE



Dimmable
4W Filament
LED BULB C35

SP1473 Warm Light 2800K



320
LUMENS

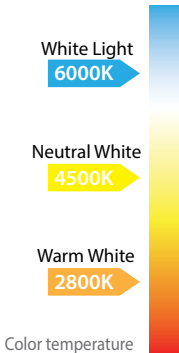
300°
BEAM ANGLE



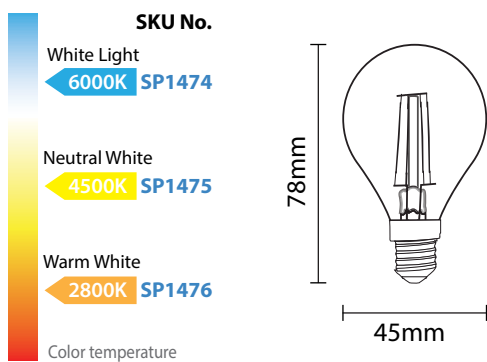
4W Filament
LED BULB C35T

SP1480 White Light 6000K
SP1481 Neutral Light 4500K
SP1482 Warm Light 2700K

Model No.	SP1470/SP1471/SP1472	SP1473	SP1480/SP1481/SP1482
Watts	4W	4W	4W
Input Voltage	AC:175-265V	AC:175-265V	AC:175-265V
Flux	400 lm	400 lm	400 lm
Beam Angle	300°	300°	300°
Light Color	WH/NW/WW	WARM LIGHT	WH/NW/WW
CRI	>80	>80	>80
IP Rating	IP20	IP20	IP20
Life Span	25 000 h	25 000 h	25 000 h
Dimension	φ35x98 mm	φ35x98 mm	φ35x115 mm



LED FILAMENT BULBS



Watts	2W	CRI	>80
Input Voltage	AC:175-265V	IP Rating	IP20
Flux	200 lm	Life Span	25 000 h
Beam Angle	300°	Dimension	φ45x78mm

A++
EQ.Watts:
2W=18W



2W E14
LED BULB G45


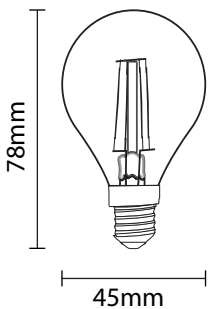
EAN Code 6000K 3800156614741
EAN Code 4500K 3800156614758
EAN Code 2700K 3800156614765



4W E14
LED BULB G45

Watts	4W	CRI	>80
Input Voltage	AC:85-265V	IP Rating	IP20
Flux	400 lm	Life Span	25 000 h
Beam Angle	300°	Dimension	φ45x78 mm

A++
EQ.Watts:
4W=30W



EAN Code 6000K 3800156614772
EAN Code 4500K 3800156614789
EAN Code 2700K 3800156614796



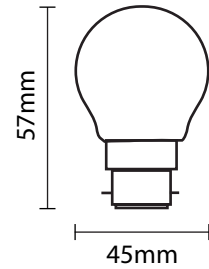
LED BULBS

PTONICA LED




P Watts	5W	Ra CRI	>80
Input Voltage	AC:175-240V	IP Rating	IP20
Flux	400 lm	Life Span	25 000 h
Beam Angle	180°	Dimension	φ45x57 mm

A++
EQ.Watts:
5W=35W



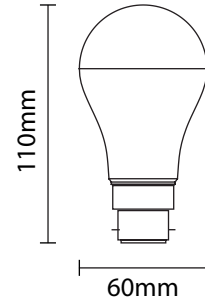
SKU No.	Color temperature
White Light SP1901 6000K	
Neutral White SP1902 4500K	
Warm White SP1903 2800K	

5W B22
LED BULB G45



EAN Code 6000K [3800156619012](#)
EAN Code 4500K [3800156619029](#)
EAN Code 2700K [3800156619036](#)

SKU No.	Color temperature
White Light SP1904 6000K	
Neutral White SP1905 4500K	
Warm White SP1906 2800K	



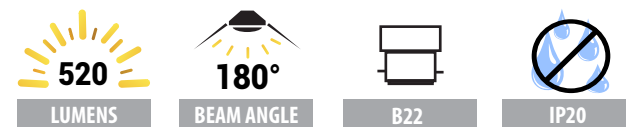
P Watts	7W	Ra CRI	>80
Input Voltage	AC:175-240V	IP Rating	IP20
Flux	520 lm	Life Span	25 000 h
Beam Angle	180°	Dimension	φ60x110 mm

A++
EQ.Watts:
7W=45W



7W B22
LED BULB A60

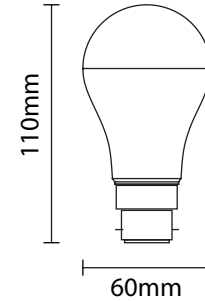
EAN Code 6000K [3800156619043](#)
EAN Code 4500K [3800156619050](#)
EAN Code 2700K [3800156619067](#)



LED BULBS

PTONICA LED

SKU No.	Color temperature
White Light SP1907 6000K	
Neutral White SP1908 4500K	
Warm White SP1909 2800K	

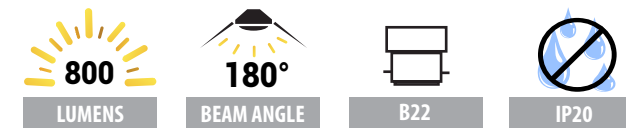


P Watts	10W	Ra CRI	>80
Input Voltage	AC:170-265V	IP Rating	IP20
Flux	800 lm	Life Span	25 000 h
Beam Angle	180°	Dimension	φ60x110mm

A++
EQ.Watts:
10W=70W



10W B22
LED BULB A60

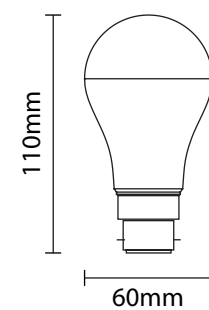


EAN Code 6000K [3800156619074](#)
EAN Code 4500K [3800156619081](#)
EAN Code 2700K [3800156619098](#)

12W B22
LED BULB A60


P Watts	12W	Ra CRI	>80
Input Voltage	AC:170-265V	IP Rating	IP20
Flux	960 lm	Life Span	25 000 h
Beam Angle	180°	Dimension	φ60x110mm

A++
EQ.Watts:
12W=90W



SKU No.	Color temperature
White Light SP1911 6000K	
Neutral White SP1912 4500K	
Warm White SP1913 2800K	

EAN Code 6000K [3800156619111](#)
EAN Code 4500K [3800156619128](#)
EAN Code 2700K [3800156619135](#)



LED BULBS



Model No.	SP1910
Watts	10W
Input Voltage	AC:175-240V
Flux	800 lm
Beam Angle	180°
CRI	>80
IP Rating	IP20
Life Span	25 000 h
Dimension	φ60x110mm

10W Dimmable B22
LED BULB A60



Model No.	SP1914
Watts	12W
Input Voltage	AC:175-240V
Flux	960 lm
Beam Angle	180°
CRI	>80
IP Rating	IP20
Life Span	25 000 h
Dimension	φ60x110mm

12W Dimmable B22
LED BULB A60

SKU No.

Warm White
SP1910 2800K
SP1914

Color temperature



180°

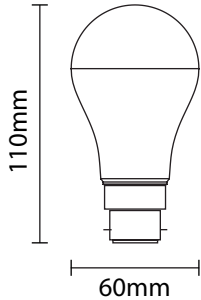
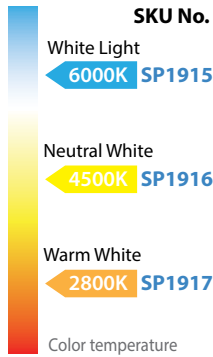
BEAM ANGLE



B22



IP20



Watts	15W	CRI	>80
Input Voltage	AC:175-240V	IP Rating	IP20
Flux	1200 lm	Life Span	25 000 h
Beam Angle	180°	Dimension	φ60x110 mm

A+
EQ.Watts:
15W=110W



15W B22
LED BULB A60



LUMENS



180°
BEAM ANGLE



B22




IP20

EAN Code 6000K 3800156619159
EAN Code 4500K 3800156619166
EAN Code 2700K 3800156619173



LED BULBS



SKU No.

White Light
6000K SP1950

Neutral White
4500K SP1951

Warm White
2800K SP1952
SP1953

Color temperature

Model No.	SP1950/SP1951/SP1952
Watts	6W
Input Voltage	AC:175-240V
Flux	480 lm
Beam Angle	180°
CRI	>80
IP Rating	IP20
Life Span	25 000 h
Dimension	φ37x90mm



6W B22
LED BULB C37



LUMENS



180°

BEAM ANGLE



B22



IP20

6W B15
LED BULB C37

Watts	6W	CRI	>80
Input Voltage	AC:170-265V	IP Rating	IP20
Flux	480 lm	Life Span	25 000 h
Beam Angle	180°	Dimension	φ37x90mm

A++
EQ.Watts:
6W=40W



LUMENS



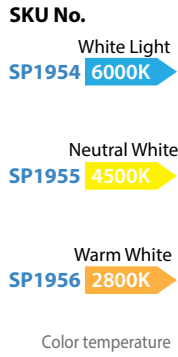
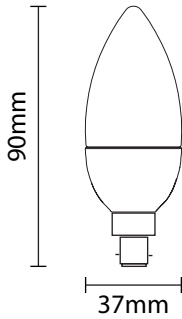
180°
BEAM ANGLE



B15



IP20



SKU No.

White Light
6000K SP1954

Neutral White
4500K SP1955

Warm White
2800K SP1956

Color temperature

EAN Code 6000K 3800156619548
EAN Code 4500K 3800156619555
EAN Code 2700K 3800156619562



LED TUBES



LED TUBE T8
NANO PLASTIC
ONE SIDE POWER



A+

9W
1050
LUMENS

60CM
SIZE

18W
2150
LUMENS

120CM
SIZE

22W
2650
LUMENS

150CM
SIZE

270°
BEAM ANGLE

IP20

120lm/W
HIGH LUMEN

TU5511	White Light	6000K	TU5514	White Light	6000K	TU5517	White Light	6000K
TU5512	Neutral Light	4500K	TU5515	Neutral Light	4500K	TU5518	Neutral Light	4500K
TU5513	Warm Light	2700K	TU5516	Warm Light	2700K	TU5519	Warm Light	2700K

	9W LED TUBE 60CM	18W LED TUBE 120CM	22W LED TUBE 150CM
SKU No.	TU5511/TU5512/TU5513	TU5514/TU5515/TU5516	TU5517/TU5518/TU5519
Watts	9W	18W	22W
Input Voltage	AC:175-240V	AC:175-240V	AC:175-240V
Flux	1050 lm	2150 lm	2650 lm
Beam Angle	270°	270°	270°
Light Color	WH/NW/WW	WH/NW/WW	WH/NW/WW
CRI	>80	>80	>80
IP Rating	IP20	IP20	IP20
Life Span	25 000 h	25 000 h	25 000 h
Dimension	φ28x600 mm 	φ28x1200 mm 	φ28x1500 mm
EAN Code 6000K	3800156655119	3800156655140	3800156655171
EAN Code 4500K	3800156655126	3800156655157	3800156655188
EAN Code 2700K	3800156655133	3800156655164	3800156655195

White Light
WH 6000K

Neutral White
NW 4500K

Warm White
WW 2800K

Color temperature



LED TUBES



4W T5
320
LUMENS

31CM
SIZE

8W T5
640
LUMENS

57CM
SIZE

12W T5
960
LUMENS

87CM
SIZE

16W T5
1280
LUMENS

117CM
SIZE

20W T5
1600
LUMENS

145CM
SIZE

A+

200°
BEAM ANGLE

SAVE 80%
ENERGY

IP20

LED TUBE T5
MAT

	4W T5 TUBE 31 CM	8W T5 TUBE 57 CM	12W T5 TUBE 87 CM	16W T5 TUBE 117 CM	20W T5 TUBE 145 CM
SKU No.	TU5653/TU5645/TU5655	TU5654/TU5646/TU5656	TU5652/TU5647/TU5657	TU5651/TU5648/TU5658	TU5650/TU5649/TU5659
Watts	4W	8W	12W	16W	20W
Input Voltage	AC:220V	AC:220V	AC:220V	AC:220V	AC:220V
Flux	320 lm	640 lm	960 lm	1280 lm	1600 lm
Beam Angle	200°	200°	200°	200°	200°
Light Color	WH/NW/WW	WH/NW/WW	WH/NW/WW	WH/NW/WW	WH/NW/WW
CRI	>80	>80	>80	>80	>80
IP Rating	IP20	IP20	IP20	IP20	IP20
Life Span	25 000 h	25 000 h	25 000 h	25 000 h	25 000 h
Dimension	28x310 mm 	28x570 mm 	28x870 mm 	28x1170 mm 	28x1450 mm

White Light
WH 6000K

Neutral White
NW 4500K

Warm White
WW 2800K

Color temperature



LED TUBES



200°
BEAM ANGLE

SAVE
80%
ENERGY

IP20

WITH STARTER

9W

810
LUMENS

60CM
SIZE

18W

1610
LUMENS

120CM
SIZE

22W

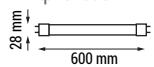
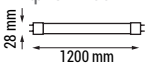
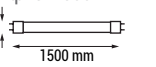
1980
LUMENS

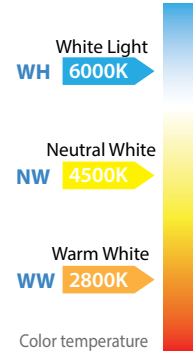
150CM
SIZE



TU5611-M	White Light	6000K	TU5623-M	White Light	6000K	TU5641-M	White Light	6000K
TU5613-M	Neutral Light	4500K	TU5625-M	Neutral Light	4500K	TU5642-M	Neutral Light	4500K
TU5612-M	Warm Light	2700K	TU5624-M	Warm Light	2700K	TU5643-M	Warm Light	2700K

LED TUBE T8
PROFESSIONAL EDITION
ONE SIDE POWER

	9W LED TUBE 60CM	18W LED TUBE 120CM	22W LED TUBE 150CM
SKU No.	TU5611-M/TU5613-M/TU5612-M	TU5623-M/TU5625-M/TU5624-M	TU5641-M/TU5642-M/TU5643-M
Watts	9W	18W	22W
Input Voltage	AC:220-240V	AC:220-240V	AC:220-240V
Flux	810 lm	1610 lm	1980 lm
Beam Angle	200°	200°	200°
Light Color	WH/NW/WW	WH/NW/WW	WH/NW/WW
CRI	>80	>80	>80
IP Rating	IP20	IP20	IP20
Life Span	25 000 h	25 000 h	25 000 h
Dimension	φ28x600 mm 	φ28x1200 mm 	φ28x1500 mm 
EAN Code 6000K	3800156656116	3800156656239	3800156656413
EAN Code 4500K	3800156656130	3800156656253	3800156656420
EAN Code 2700K	3800156656123	3800156656246	3800156656437



LED TUBES



9W

720
LUMENS

60CM
SIZE

18W

1440
LUMENS

120CM
SIZE

23W

2000
LUMENS

150CM
SIZE




200°
BEAM ANGLE

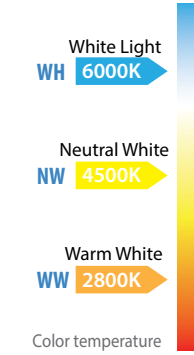
SAVE
80%
ENERGY

IP20



TU5670	White Light	6000K	TU5673	White Light	6000K	TU5666	White Light	6000K
TU5671	Neutral Light	4500K	TU5674	Neutral Light	4500K	TU5667	Neutral Light	4500K
TU5672	Warm Light	2700K	TU5675	Warm Light	2700K	TU5668	Warm Light	2700K

	TU5670/TU5671/TU5672	TU5673/TU5674/TU5675	TU5666/TU5667/TU5668
SKU No.			
Watts	9W	18W	23W
Input Voltage	AC170-265V	AC:170-265V	AC:170-265V
Flux	720 lm	1440 lm	2000 lm
Beam Angle	200°	200°	200°
Light Color	WH/NW/WW	WH/NW/WW	WH/NW/WW
CRI	>80	>80	>80
IP Rating	IP20	IP20	IP20
Life Span	25 000 h	25 000 h	25 000 h
Dimension	φ28x600 mm 	φ28x1200 mm 	φ28x1500 mm 
EAN Code 6000K	3800156656703	3800156656734	3800156656666
EAN Code 4500K	3800156656710	3800156656741	3800156656673
EAN Code 2700K	3800156656727	3800156656758	3800156656680



LED TUBE T8
GLASS - ONE SIDE POWER

LED TUBES



LED TUBE T8

GLASS - PROFESSIONAL EDITION
ONE-SIDE POWER



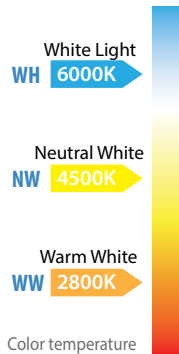
TU5691	White Light	6000K	TU5694	White Light	6000K	TU5697	White Light	6000K
TU5692	Neutral Light	4500K	TU5695	Neutral Light	4500K	TU5698	Neutral Light	4500K
TU5693	Warm Light	2700K	TU5696	Warm Light	2700K	TU5699	Warm Light	2700K

9W LED T8 TUBE 60CM

18W LED T8 TUBE 120CM

23W LED T8 TUBE 150CM

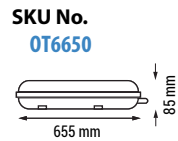
SKU No.	TU5691/TU5692/TU5693	TU5694/TU5695/TU5696	TU5697/TU5698/TU5699
Watts	9W	18W	23W
Input Voltage	AC:220V	AC:220V	AC:220V
Flux	900 lm	1800 lm	2200 lm
Beam Angle	200°	200°	200°
Light Color	WH/NW/WW	WH/NW/WW	WH/NW/WW
CRI	>80	>80	>80
IP Rating	IP20	IP20	IP20
Life Span	25 000 h	25 000 h	25 000 h
Dimension	φ28x600 mm 	φ28x1200 mm 	φ28x1500 mm 
EAN Code 6000K	3800156656918	3800156656949	3800156656970
EAN Code 4500K	3800156656925	3800156656956	3800156656987
EAN Code 2700K	3800156656932	3800156656963	3800156656994



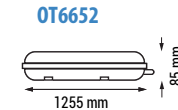
LED TUBES



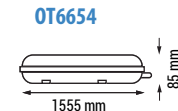
For Single LED Tube 9W



For Single LED Tube 18W



For Single LED Tube 23W

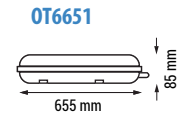


T8 TUBE FIXTURE

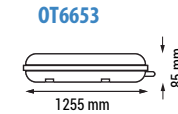
SINGLE T8 TUBE SOCKET
FOR ONE-SIDE POWER



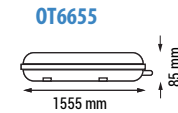
For Two LED Tubes 9W



For Two LED Tubes 18W



For Two LED Tubes 23W



T8 TUBE FIXTURE

DUBLE TUBE SOCKET
FOR ONE-SIDE POWER



LED TUBES

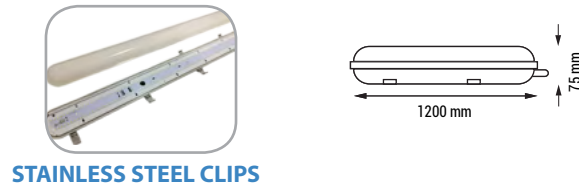


P Watts	40W	Ra CRI	>80
Input Voltage	AC:175-240V	IP Rating	IP65
Flux	3800 lm	Life Span	25 000 h
Beam Angle	180°	Dimension	1200x75mm

SKU No.
OT6661 White Light **6000K**

OT6662 Neutral White **4500K**

Color temperature



STAINLESS STEEL CLIPS

3800
LUMENS

95lm/W
HIGH LUMEN

180°
BEAM ANGLE

IP65

40W LED WATERPROOF LIGHTING
IP65 FIXTURE TYPE

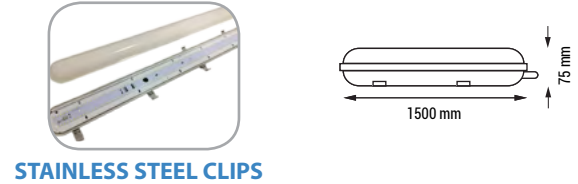
SKU No.

White Light **6000K** **OT6663**

Neutral White **4500K** **OT6664**

Color temperature

P Watts	60W	Ra CRI	>80
Input Voltage	AC:175-240V	IP Rating	IP65
Flux	5700 lm	Life Span	25 000 h
Beam Angle	180°	Dimension	1500x75mm



STAINLESS STEEL CLIPS

5700
LUMENS

95lm/W
HIGH LUMEN


180°
BEAM ANGLE

IP65

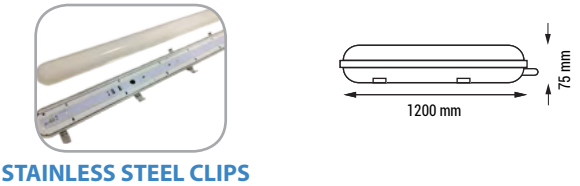
60W LED WATERPROOF LIGHTING
IP65 FIXTURE TYPE



LED TUBES



P Watts	40W	Ra CRI	>80
Input Voltage	AC:175-240V	IP Rating	IP65
Flux	3800 lm	Life Span	25 000 h
Beam Angle	180°	Dimension	1200x75mm



STAINLESS STEEL CLIPS

3800
LUMENS

95lm/W
HIGH LUMEN

180°
BEAM ANGLE

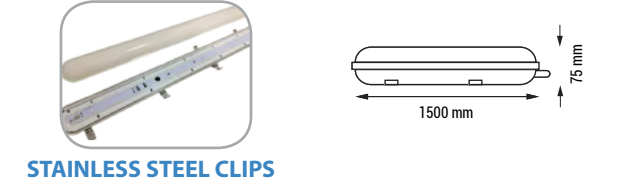
IP65

40W LED WATERPROOF LIGHTING
IP65 FIXTURE TYPE

With

SKU No.
OT6667 Neutral Light **4500K**

P Watts	60W	Ra CRI	>80
Input Voltage	AC:175-240V	IP Rating	IP65
Flux	5700 lm	Life Span	25 000 h
Beam Angle	180°	Dimension	1500x75mm



STAINLESS STEEL CLIPS

5700
LUMENS

95lm/W
HIGH LUMEN

180°
BEAM ANGLE

IP65

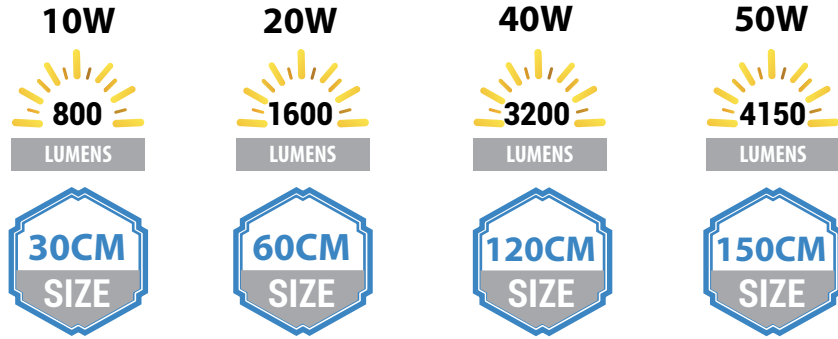
EMERGENCY

SKU No.
OT6668 Neutral Light **4500K**

60W LED WATERPROOF LIGHTING
IP65 FIXTURE TYPE



LED BATTEN LIGHT



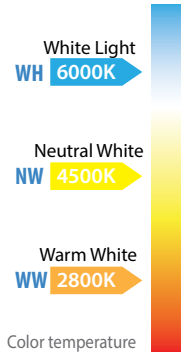
LED BATTEN LIGHT PF>0.9

STAINLESS STEEL CLIPS WITH CONNECTOR CABLE GLAND

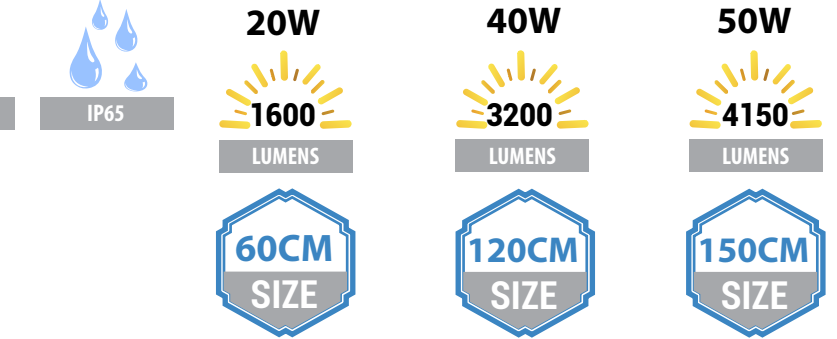


OT6671	White Light	6000K	OT6674	White Light	6000K	OT6677	White Light	6000K	OT6680	White Light	6000K
OT6672	Neutral Light	4500K	OT6675	Neutral Light	4500K	OT6678	Neutral Light	4500K	OT6681	Neutral Light	4500K
OT6673	Warm Light	2700K	OT6676	Warm Light	2700K	OT6679	Warm Light	2700K	OT6682	Warm Light	2700K

	10W LED Batten 30CM	20W LED Batten 60CM	40W LED Batten 120CM	50W LED Batten 150CM
SKU No.	OT6671/OT6672/OT6673	OT6674/OT6675/OT6676	OT6677/OT6678/OT6679	OT6680/OT6681/OT6682
Watts	10W	20W	40W	50W
Input Voltage	AC:220-240V	AC:220-240V	AC:220-240V	AC:220-240V
Flux	800 lm	1600 lm	3200 lm	4150 lm
Beam Angle	120°	120°	120°	120°
Light Color	WH/NW/WW	WH/NW/WW	WH/NW/WW	WH/NW/WW
CRI	>80	>80	>80	>80
IP Rating	IP20	IP20	IP20	IP20
Life Span	25 000 h	25 000 h	25 000 h	25 000 h
Dimension	300x75x25 mm 	600x75x25 mm 	1200x75x30 mm 	1500x75x30 mm
EAN Code 6000K	3800156666719	3800156666740	3800156666771	3800156666801
EAN Code 4500K	3800156666726	3800156666757	3800156666788	3800156666818
EAN Code 2700K	3800156666733	3800156666764	3800156666795	3800156666825



LED BATTEN LIGHT



LED BATTEN LIGHT PF>0.9

STAINLESS STEEL CLIPS - Waterproof IP65



TU6691	White Light	6000K	TU6694	White Light	6000K	TU6697	White Light	6000K
TU6692	Neutral Light	4500K	TU6695	Neutral Light	4500K	TU6698	Neutral Light	4500K

	20W LED Batten 60CM	40W LED Batten 120CM	50W LED Batten 150CM
SKU No.	TU6691/TU6692	TU6694/TU6695	TU6697/TU6698
Watts	20W	40W	50W
Input Voltage	AC:220-240V	AC:220-240V	AC:220-240V
Flux	1600 lm	3200 lm	4150 lm
Beam Angle	120°	120°	120°
Light Color	WH/NW	WH/NW	WH/NW
CRI	>80	>80	>80
IP Rating	IP65	IP65	IP65
Life Span	25 000 h	25 000 h	25 000 h
Dimension	600x75x25 mm 	1200x75x25 mm 	1500x75x25 mm
EAN Code 6000K	3800156666917	3800156666948	3800156666979
EAN Code 4500K	3800156666924	3800156666955	3800156666986



EMERGENCY LIGHT



An emergency light is a battery-backed lighting device that switches on automatically when a building experiences a power outage.

All bulkhead and exit sign are included 4 pictogram :

- Left Arrow
- Right Arrow
- Down Arrow
- EXIT



Emergency LED Light
Bulkhead



SKU No.	WW7201
Watts	3W
Type LED	16 pcs SMD 2835
Voltage	AC: 220-240V
IP Rating	IP20
Light Color	White light
Battery	3.6V1500mAh Ni-Cd battery
Emergency duration	> 3 Hours

Recessed kit for WW7201



Model No. WW7202



EMERGENCY LIGHT



Emergency LED Exit Sign
Wall / Surface Mount



SKU No.	WW7203
Watts	2W
Type LED	16 pcs SMD 2835
Voltage	AC: 220-240V
IP Rating	IP20
Light Color	White light
Battery	3.6V 900mAh Ni-Cd battery
Emergency duration	> 3 Hours



Emergency LED Exit Sign
Wall / Surface Mount



SKU No.	WW7204
Watts	2W
Type LED	16 pcs SMD 2835
Voltage	AC: 220-240V
IP Rating	IP20
Light Color	White light
Battery	3.6V 900mAh Ni-Cd battery
Emergency duration	> 3 Hours



Emergency LED Exit Sign
Recessed Hanging



SKU No.	WW7205
Watts	2W
Type LED	16 pcs SMD 2835
Voltage	AC: 220-240V
IP Rating	IP20
Light Color	White light
Battery	3.6V 900mAh Ni-Cd battery
Emergency duration	> 3 Hours




Emergency LED Exit Sign
Recessed Fixed



SKU No.	WW7206
Watts	2W
Type LED	16 pcs SMD 2835
Voltage	AC: 220-240V
IP Rating	IP20
Light Color	White light
Battery	3.6V 900mAh Ni-Cd battery
Emergency duration	> 3 Hours



LED SURFACE PANELS



6W



12W



18W



24W



SURFACE PANEL ROUND PF>0.9 OUTER INSTALLATION

DL2511	White Light	6000K	DL2514	White Light	6000K	DL2517	White Light	6000K	DL2520	White Light	6000K
DL2512	Neutral Light	4500K	DL2515	Neutral Light	4500K	DL2518	Neutral Light	4500K	DL2521	Neutral Light	4500K
DL2513	Warm Light	2700K	DL2516	Warm Light	2700K	DL2519	Warm Light	2700K	DL2522	Warm Light	2700K

	6W SURFACE PANEL	12W SURFACE PANEL	18W SURFACE PANEL	24W SURFACE PANEL
--	------------------	-------------------	-------------------	-------------------

SKU No.	DL2511/DL2512/DL2513	DL2514/DL2515/DL2516	DL2517/DL2518/DL2519	DL2520/DL2521/DL2522
Watts	6W	12W	18W	24W
Input Voltage	AC:170-265V	AC:170-265V	AC:170-265V	AC:170-265V
Flux	420 lm	960 lm	1440lm	1920 lm
Beam Angle	150°	150°	150°	150°
Light Color	WH/NW/WW	WH/NW/WW	WH/NW/WW	WH/NW/WW
CRI	>80	>80	>80	>80
IP Rating	IP20	IP20	IP20	IP20
Life Span	25 000 h	25 000 h	25 000 h	25 000 h
Dimension	φ120x38 mm	φ172x38 mm	φ225x38 mm	φ300x38 mm

White Light
WH 6000K

Neutral White
NW 4500K


Warm White
WW 2800K

Color temperature

EAN Code 6000K	3800156625112	3800156625143	3800156625174	3800156625204
EAN Code 4500K	3800156625129	3800156625150	3800156625181	3800156625211
EAN Code 2700K	3800156625136	3800156625167	3800156625198	3800156625228



LED SURFACE PANELS



6W



12W



18W



24W



SURFACE PANEL SQUARE PF>0.9 OUTER INSTALLATION

DL2523	White Light	6000K	DL2526	White Light	6000K	DL2529	White Light	6000K	DL2532	White Light	6000K
DL2524	Neutral Light	4500K	DL2527	Neutral Light	4500K	DL2530	Neutral Light	4500K	DL2533	Neutral Light	4500K
DL2525	Warm Light	2700K	DL2528	Warm Light	2700K	DL2531	Warm Light	2700K	DL2534	Warm Light	2700K

	6W SURFACE PANEL	12W SURFACE PANEL	18W SURFACE PANEL	24W SURFACE PANEL
--	------------------	-------------------	-------------------	-------------------

SKU No.	DL2523/DL2524/DL2525	DL2526/DL2527/DL2528	DL2529/DL2530/DL2531	DL2532/DL2533/DL2534
Watts	6W	12W	18W	24W
Input Voltage	AC:170-265V	AC:170-265V	AC:170-265V	AC:170-265V
Flux	420 lm	960 lm	1440 lm	1920 lm
Beam Angle	150°	150°	150°	150°
Light Color	WH/NW/WW	WH/NW/WW	WH/NW/WW	WH/NW/WW
CRI	>80	>80	>80	>80
IP Rating	IP20	IP20	IP20	IP20
Life Span	25 000 h	25 000 h	25 000 h	25 000 h
Dimension	120x120x35 mm	167x167x35 mm	220x220x35 mm	295x295x35 mm

White Light
WH 6000K

Neutral White
NW 4500K

Warm White
WW 2800K

Color temperature

EAN Code 6000K	3800156625235	3800156625266	3800156625297	3800156625327
EAN Code 4500K	3800156625242	3800156625273	3800156625303	3800156625334
EAN Code 2700K	3800156625259	3800156625280	3800156625310	3800156625341



LED SURFACE PANELS



A+



150°
BEAM ANGLE



SAVE
80%
ENERGY



IP20

6W



12W



18W



24W



SURFACE PANEL SQUARE
OUTER INSTALLATION

DL2237	White Light	6000K	DL2252	White Light	6000K	DL2241	White Light	6000K	DL2256	White Light	6000K
DL2251	Neutral Light	4500K	DL2253	Neutral Light	4500K	DL2255	Neutral Light	4500K	DL2257	Neutral Light	4500K
DL2238	Warm Light	2700K	DL2254	Warm Light	2700K	DL2242	Warm Light	2700K	DL2258	Warm Light	2700K

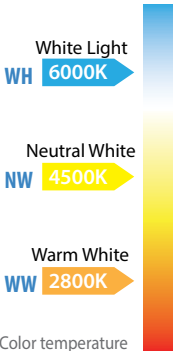
6W SURFACE PANEL

12W SURFACE PANEL

18W SURFACE PANEL

24W SURFACE PANEL

SKU No.	DL2237/DL2251/DL2238	DL2252/DL2253/DL2254	DL2241/DL2255/DL2242	DL2256/DL2257/DL2258	
Watts	6W	12W	18W	24W	
Input Voltage	AC:220-240V	AC:220-240V	AC:220-240V	AC:220-240V	
Flux	480 lm	960 lm	1440 lm	1920 lm	
Beam Angle	150°	150°	150°	150°	
Light Color	WH/NW/WW	WH/NW/WW	WH/NW/WW	WH/NW/WW	
CRI	>80	>80	>80	>80	
IP Rating	IP20	IP20	IP20	IP20	
Life Span	25 000 h	25 000 h	25 000 h	25 000 h	
Dimension	120x120x35 mm	167x167x35 mm	220x220x35 mm	295x295x35 mm	
EAN Code 6000K	3800156622371	3800156622524	3800156622418	3800156622562	
EAN Code 4500K	3800156622517	3800156622531	3800156622555	3800156622579	
EAN Code 2700K	3800156622388	3800156622548	3800156622425	3800156622586	



LED SURFACE PANELS



A+



150°
BEAM ANGLE



SAVE
80%
ENERGY



IP20

6W



12W



18W



24W



SURFACE PANEL ROUND
OUTER INSTALLATION

DL2231	White Light	6000K	DL2244	White Light	6000K	DL2235	White Light	6000K	DL2248	White Light	6000K
DL2243	Neutral Light	4500K	DL2245	Neutral Light	4500K	DL2247	Neutral Light	4500K	DL2249	Neutral Light	4500K
DL2232	Warm Light	2700K	DL2246	Warm Light	2700K	DL2236	Warm Light	2700K	DL2250	Warm Light	2700K

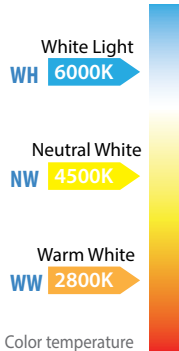
6W SURFACE PANEL

12W SURFACE PANEL

18W SURFACE PANEL

24W SURFACE PANEL

SKU No.	DL2231/DL2243/DL2232	DL2244/DL2245/DL2246	DL2235/DL2247/DL2236	DL2248/DL2249/DL2250	
Watts	6W	12W	18W	24W	
Input Voltage	AC:220-240V	AC:220-240V	AC:220-240V	AC:220-240V	
Flux	480 lm	960 lm	1440lm	1920 lm	
Beam Angle	150°	150°	150°	150°	
Light Color	WH/NW/WW	WH/NW/WW	WH/NW/WW	WH/NW/WW	
CRI	>80	>80	>80	>80	
IP Rating	IP20	IP20	IP20	IP20	
Life Span	25 000 h	25 000 h	25 000 h	25 000 h	
Dimension	φ120x38 mm	φ172x38 mm	φ225x38 mm	φ300x38 mm	
EAN Code 6000K	3800156622319	3800156622449	3800156622357	3800156622487	
EAN Code 4500K	3800156622432	3800156622456	3800156622470	3800156622494	
EAN Code 2700K	3800156622326	3800156622463	3800156622364	3800156622500	

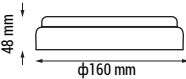
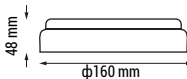
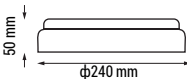


LED SURFACE PANELS



LED SURFACE PANELS

THERMOPLASTIC-Waterproof

	8W LED SURFACE PANEL	12W LED SURFACE PANEL	24W LED SURFACE PANEL
SKU No.	DL2280/DL2281/DL2282	DL2283/DL2284/DL2285	DL2286/DL2287/DL2288
Watts	8W	12W	24W
Input Voltage	AC:180-265V	AC:180-265V	AC:180-265V
Flux	640 lm	900 lm	1800 lm
Beam Angle	120°	120°	120°
Light Color	WH/NW/WW	WH/NW/WW	WH/NW/WW
CRI	>80	>80	>80
IP Rating	IP65	IP65	IP65
Life Span	25 000 h	25 000 h	25 000 h
Dimension			
EAN Code 6000K	3800156622807	3800156622838	3800156622869
EAN Code 4500K	3800156622814	3800156622845	3800156622876
EAN Code 2700K	3800156622821	3800156622852	3800156622883

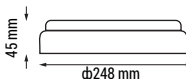
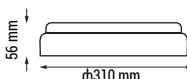


LED SURFACE PANELS



LED SURFACE PANELS




THERMOPLASTIC

	15W LED SURFACE PANEL	24W LED SURFACE PANEL
SKU No.	DL2270/DL2271/DL2272	DL2273/DL2274/DL2275
Watts	15W	24W
Input Voltage	AC:180-265V	AC:180-265V
Flux	1200 lm	2250 lm
Beam Angle	120°	120°
Light Color	WH/NW/WW	WH/NW/WW
CRI	>80	>80
IP Rating	IP20	IP20
Life Span	25 000 h	25 000 h
Dimension		
EAN Code 6000K	3800156622708	3800156622739
EAN Code 4500K	3800156622715	3800156622746
EAN Code 2700K	3800156622722	3800156622753






LED CEILING LIGHT





P Watts	40W	Ra CRI	>80
Input Voltage	AC:175-240V	IP Rating	IP20
Flux	2800 lm	Life Span	25 000 h
Beam Angle	120°	Dimension	φ460x80mm



SKU No.
DL2290
White Light 6000K
to
Warm White 3000K
Color temperature


LED CEILING LIGHT 40W PF>0.95

MATT WHITE+DOTTY SPARKLE


COLOR CHANGING LED 3000 to 6000K





EAN Code 3000K-6000K 3800156622906






SKU No.
DL2291
White Light 6000K
to
Warm White 3000K
Color temperature





Remote Control included


P Watts	40W	Ra CRI	>80
Input Voltage	AC:175-240V	IP Rating	IP20
Flux	2800 lm	Life Span	25 000 h
Beam Angle	120°	Dimension	φ460x80mm



LED CEILING LIGHT 40W PF>0.95
MATT WHITE GLASS
COLOR CHANGING LED 3000 to 6000K








EAN Code 3000K-6000K 3800156622913






LED CEILING LIGHT





P Watts	60W	Ra CRI	>80
Input Voltage	AC:175-240V	IP Rating	IP20
Flux	3900 lm	Life Span	25 000 h
Beam Angle	120°	Dimension	φ570x85mm



SKU No.
DL2292
White Light 6000K
to
Warm White 3000K
Color temperature


LED CEILING LIGHT 60W PF>0.95

MATT WHITE+DOTTY SPARKLE


COLOR CHANGING LED 3000 to 6000K





EAN Code 3000K-6000K 3800156622920






SKU No.
DL2293
White Light 6000K
to
Warm White 3000K
Color temperature





Remote Control included


P Watts	60W	Ra CRI	>80
Input Voltage	AC:175-240V	IP Rating	IP20
Flux	3900 lm	Life Span	25 000 h
Beam Angle	120°	Dimension	φ570x80mm



LED CEILING LIGHT 60W PF>0.95
MATT WHITE GLASS
COLOR CHANGING LED 3000 to 6000K





EAN Code 3000K-6000K 3800156622937

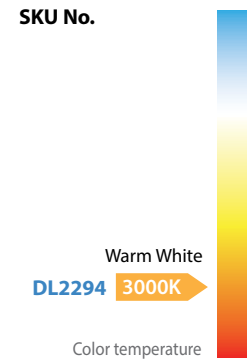


LED CEILING LIGHT



P Watts	36W	Ra CRI	>80
Input Voltage	AC:175-240V	IP Rating	IP20
Flux	2340 lm	Life Span	25 000 h
Beam Angle	120°	Dimension	φ600x130mm

EPISTAR
Chip Set



LED ROUND CEILING LIGHT 36W **PF>0.95**
SANDY WHITE

2340

LUMENS

120°

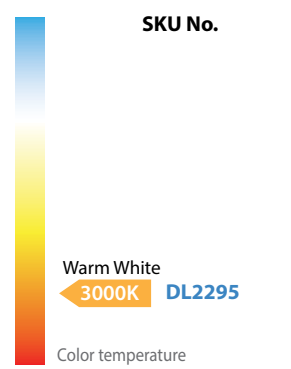
BEAM ANGLE

SAVE 80%

ENERGY

IP20

EAN Code 3000K 3800156622944



P Watts	60W	Ra CRI	>80
Input Voltage	AC:175-240V	IP Rating	IP20
Flux	3900 lm	Life Span	25 000 h
Beam Angle	120°	Dimension	φ800x130mm

EPISTAR
Chip Set



LED ROUND CEILING LIGHT 60W **PF>0.95**
SANDY WHITE



3900

LUMENS

120°

BEAM ANGLE

SAVE 80%

ENERGY

IP20

EAN Code 3000K 3800156622951

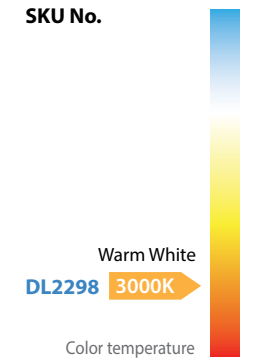


LED CEILING LIGHT



P Watts	26W	Ra CRI	>80
Input Voltage	AC:175-240V	IP Rating	IP20
Flux	1640 lm	Life Span	25 000 h
Beam Angle	120°	Dimension	φ400x100mm

EPISTAR
Chip Set



LED ROUND CEILING LIGHT 26W **PF>0.95**
SANDY WHITE

1640

LUMENS

120°

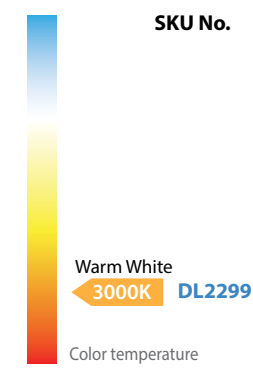
BEAM ANGLE

SAVE 80%

ENERGY

IP20

EAN Code 3000K 3800156622982



P Watts	145W	Ra CRI	>80
Input Voltage	AC:175-240V	IP Rating	IP20
Flux	9425 lm	Life Span	25 000 h
Beam Angle	120°	Dimension	φ1000x130mm

EPISTAR
Chip Set



LED ROUND CEILING LIGHT 145W **PF>0.95**
SANDY WHITE



9425

LUMENS

120°

BEAM ANGLE

SAVE 80%

ENERGY

IP20

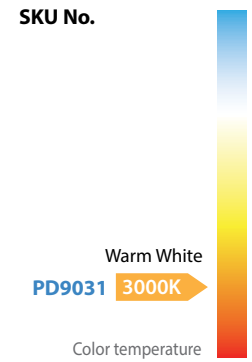
EAN Code 3000K 3800156622999



LED CEILING LIGHT



P Watts	36W	Ra CRI	>80
Input Voltage	AC:175-240V	IP Rating	IP20
Flux	2340 lm	Life Span	25 000 h
Beam Angle	120°	Dimension	φ600x1200mm



LED SUSPENDING LIGHT 36W PF>0.95
SANDY WHITE

2340

LUMENS

120°

BEAM ANGLE

SAVE 80%

ENERGY

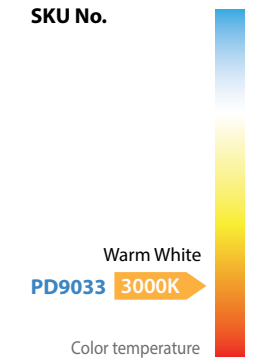
IP20

EAN Code 3000K 3800156690318

LED CEILING LIGHT



P Watts	26W	Ra CRI	>80
Input Voltage	AC:175-240V	IP Rating	IP20
Flux	1640 lm	Life Span	25 000 h
Beam Angle	120°	Dimension	φ400x1300mm



LED SUSPENDING LIGHT 26W PF>0.95
SANDY WHITE

1640

LUMENS

120°

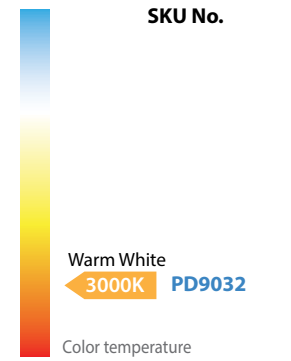
BEAM ANGLE

SAVE 80%

ENERGY

IP20

EAN Code 3000K 3800156690332



P Watts	60W	Ra CRI	>80
Input Voltage	AC:175-240V	IP Rating	IP20
Flux	3900 lm	Life Span	25 000 h
Beam Angle	120°	Dimension	φ800x1200mm



LED SUSPENDING LIGHT 60W PF>0.95
SANDY WHITE



3900

LUMENS

120°

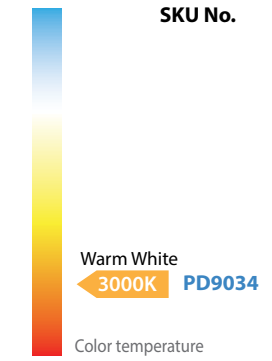
BEAM ANGLE

SAVE 80%

ENERGY

IP20

EAN Code 3000K 3800156690325



P Watts	145W	Ra CRI	>80
Input Voltage	AC:175-240V	IP Rating	IP20
Flux	9425 lm	Life Span	25 000 h
Beam Angle	120°	Dimension	φ1000x1120mm



LED SUSPENDING LIGHT 145W PF>0.95
SANDY WHITE



9425

LUMENS

120°

BEAM ANGLE

SAVE 80%

ENERGY


IP20

EAN Code 3000K 3800156690349



LED CEILING LIGHT

PTONICA LED



NEW

WARRANTY 3YEAR

Watts 40W
Input Voltage AC:175-240V
Flux 2800 lm
Beam Angle 120°

CRI >80
IP Rating IP20
Life Span 25 000 h
Dimension ϕ 460x80mm

Remote Control included

SKU No. DL2279

White Light 6000K
to
Warm White 3000K

Color temperature

EPISTAR Chip Set

COLOR CHANGING LED 3000 to 6000K

LED CEILING LIGHT 40W PF>0.95

MATT WHITE+DOTTY SPARKLE

COLOR CHANGING LED 3000 to 6000K



EAN Code 3000K-6000K 3800156622791

SKU No. DL2289

White Light 6000K
to
Warm White 3000K

Color temperature

Remote Control included

Watts 40W
Input Voltage AC:175-240V
Flux 2800 lm
Beam Angle 120°

CRI >80
IP Rating IP20
Life Span 25 000 h
Dimension ϕ 460x80mm

EPISTAR Chip Set

COLOR CHANGING LED 3000 to 6000K

LED CEILING LIGHT 40W PF>0.95

MATT WHITE GLASS

COLOR CHANGING LED 3000 to 6000K

WARRANTY 3YEAR

NEW

2800 LUMENS

120° BEAM ANGLE


DIMMABLE

IP20

EAN Code 3000K-6000K 3800156622890

LED SURFACE LIGHT

PTONICA LED



NEW

Watts 8W
Input Voltage AC:175-240V
Flux 520 lm
Beam Angle 120°

CRI >80
IP Rating IP20
Life Span 25 000 h
Dimension 155x80x35mm

EPISTAR Chip Set

WARRANTY 3YEAR

SKU No. DL2293

Warm White 2800K

Color temperature

LED WALL LIGHT 8W PF>0.95

SANDY WHITE



EAN Code 3000K 3800156622937

SKU No. DL2276

White Light 6000K

Neutral White 4500K DL2277

Warm White 2800K DL2278

Color temperature

Watts 15W
Input Voltage AC:175-240V
Flux 1200 lm
Beam Angle 120°

CRI >80
IP Rating IP20
Life Span 25 000 h
Dimension ϕ 248x45mm

MOTION PIR SENSOR

LED SURFACE PANEL 15W

ROUND - PIR SENSOR

NEW

1200 LUMENS

120° BEAM ANGLE

SAVE 80% ENERGY

IP20

EAN Code 6000K 3800156622760
EAN Code 4500K 3800156622777
EAN Code 2700K 3800156622784

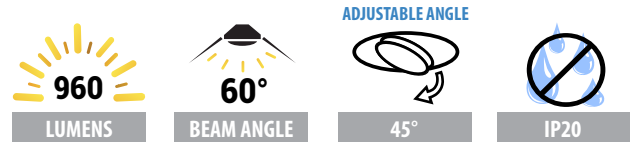
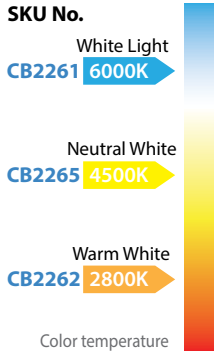
LED DOWNLIGHTS



12W COB SURFACE
DOWNLIGHT ROUND

P Watts	12W	Ra CRI	>80
Input Voltage	AC:200-240V	IP Rating	IP20
Flux	960 lm	Life Span	25 000 h
Beam Angle	60°	Dimension	φ118x50mm

A+
EQ.Watts:
12W=75W



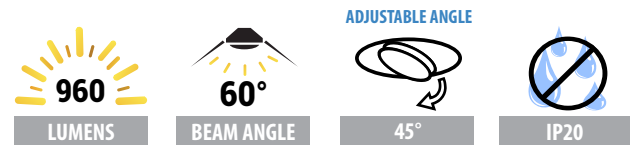
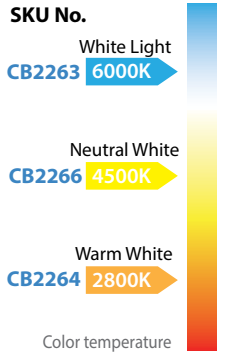
EAN Code 6000K 3800156622616
EAN Code 4500K 3800156622654
EAN Code 2700K 3800156622623



12W COB SURFACE
DOWNLIGHT SQUARE

P Watts	12W	Ra CRI	>80
Input Voltage	AC:200-240V	IP Rating	IP20
Flux	960 lm	Life Span	25 000 h
Beam Angle	60°	Dimension	118x118x50mm

A+
EQ.Watts:
12W=75W



EAN Code 6000K 3800156622630
EAN Code 4500K 3800156622661
EAN Code 2700K 3800156622647



LED DOWNLIGHTS




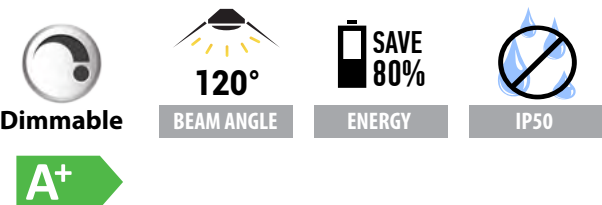
NEW



LED DOWNLIGHT Dimmable

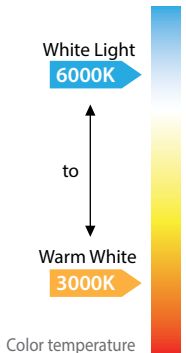
COLOR CHANGING LED 3000 to 6000K

REMOTE CONTROL AC6324 – NOT INCLUDED



CB3257 3000K to 6000K CB3258 3000K to 6000K

	12W LED Downlight	20W LED Downlight
SKU No.	CB3257	CB3258
P Watts	12W	20W
Input Voltage	AC:175-265V	AC:175-265V
Flux	750 lm	1400 lm
Beam Angle	120°	120°
Light Color	3000 to 6000K	3000 to 6000K
Ra CRI	>80	>80
IP Rating	IP50-Dust Protected	IP50-Dust Protected
Life Span	25 000 h	25 000 h
Dimension	φ120×87 mm	φ181×105 mm
EAN Code 3000-6000K	3800156632578	3800156632585



REMOTE CONTROL
FOR DIMMABLE LED DOWNLIGHT
AC6324



- 2.4 GHZ
- Remote 4 Groups
- up to 50 pcs per Group



LED SURFACE PANELS



EPISTAR
Chip Set

A⁺



120°
BEAM ANGLE



PF >0.9



EMC APPROVED



IP20

3W



155
LUMENS

6W



420
LUMENS

12W



960
LUMENS

18W



1440
LUMENS

24W



1920
LUMENS

LED MINI PANELS PF>0.9 ROUND MODULE

DL2550	White Light	6000K	DL2553	White Light	6000K	DL2556	White Light	6000K	DL2559	White Light	6000K	DL2562	White Light	6000K
DL2551	Neutral Light	4500K	DL2554	Neutral Light	4500K	DL2557	Neutral Light	4500K	DL2560	Neutral Light	4500K	DL2563	Neutral Light	4500K
DL2552	Warm Light	2700K	DL2555	Warm Light	2700K	DL2558	Warm Light	2700K	DL2561	Warm Light	2700K	DL2564	Warm Light	2700K

	3W MINI PANEL	6W MINI PANEL	12W MINI PANEL	18W MINI PANEL	24W MINI PANEL
SKU No.	DL2550/DL2551/DL2552	DL2553/DL2554/DL2555	DL2556/DL2557/DL2558	DL2559/DL2560/DL2561	DL2562/DL2563/DL2564
Watts	3W	6W	12W	18W	24W
Input Voltage	AC:85-265V	AC:85-265V	AC:85-265V	AC:85-265V	AC:85-265V
Flux	155 lm	420 lm	960 lm	1440 lm	1920 lm
Beam Angle	120°	120°	120°	120°	120°
Light Color	WH/NW/WW	WH/NW/WW	WH/NW/WW	WH/NW/WW	WH/NW/WW
CRI	>80	>80	>80	>80	>80
IP Rating	IP20	IP20	IP20	IP20	IP20
Life Span	25 000 h	25 000 h	25 000 h	25 000 h	25 000 h
Dimension	φ85x25 mm	φ120x25 mm	φ170x25 mm	φ225x25 mm	φ299x25 mm
Cutting Size	φ75mm	φ110mm	φ155mm	φ205mm	φ285mm
EAN Code 6000K	3800156625501	3800156625532	3800156625563	3800156625594	3800156625624
EAN Code 4500K	3800156625518	3800156625549	3800156625570	3800156625600	3800156625631
EAN Code 2700K	3800156625525	3800156625556	3800156625587	3800156625617	3800156625648



LED SURFACE PANELS



EPISTAR
Chip Set

A⁺



120°
BEAM ANGLE



PF >0.9



EMC APPROVED



IP20

3W



155
LUMENS

6W



420
LUMENS

12W



960
LUMENS

18W



1440
LUMENS

24W




1920
LUMENS

LED MINI PANELS PF>0.9 SQUARE MODULE

DL2565	White Light	6000K	DL2568	White Light	6000K	DL2571	White Light	6000K	DL2574	White Light	6000K	DL2577	White Light	6000K
DL2566	Neutral Light	4500K	DL2569	Neutral Light	4500K	DL2572	Neutral Light	4500K	DL2575	Neutral Light	4500K	DL2578	Neutral Light	4500K
DL2567	Warm Light	2700K	DL2570	Warm Light	2700K	DL2573	Warm Light	2700K	DL2576	Warm Light	2700K	DL2579	Warm Light	2700K

	3W MINI PANEL	6W MINI PANEL	12W MINI PANEL	18W MINI PANEL	24W MINI PANEL
SKU No.	DL2565/DL2566/DL2567	DL2568/DL2569/DL2570	DL2571/DL2572/DL2573	DL2574/DL2575/DL2576	DL2577/DL2578/DL2579
Watts	3W	6W	12W	18W	24W
Input Voltage	AC:170-265V	AC:170-265V	AC:170-265V	AC:170-265V	AC:170-265V
Flux	155 lm	420 lm	960 lm	1440 lm	1920 lm
Beam Angle	120°	120°	120°	120°	120°
Light Color	WH/NW/WW	WH/NW/WW	WH/NW/WW	WH/NW/WW	WH/NW/WW
CRI	>80	>80	>80	>80	>80
IP Rating	IP20	IP20	IP20	IP20	IP20
Life Span	25 000 h	25 000 h	25 000 h	25 000 h	25 000 h
Dimension	90x90x20mm	120x120x20 mm	167x167x20 mm	225x225x20 mm	300x300x25 mm
Cutting Size	75x75mm	110x110mm	155x155mm	205x205mm	282x282mm
EAN Code 6000K	3800156625655	3800156625686	3800156625716	3800156625747	3800156625778
EAN Code 4500K	3800156625662	3800156625693	3800156625723	3800156625754	3800156625785
EAN Code 2700K	3800156625679	3800156625709	3800156625730	3800156625761	3800156625792



LED SURFACE PANELS



LED MINI PANELS
ROUND MODULE

	3W MINI PANEL	6W MINI PANEL	12W MINI PANEL	18W MINI PANEL	24W MINI PANEL
SKU No.	DL2431/DL2432/DL2433	DL2434/DL2435/DL2436	DL2437/DL2438/DL2439	DL2335/DL2440/DL2336	DL2441/DL2442/DL2443
Watts	3W	6W	12W	18W	24W
Input Voltage	AC:85-265V	AC:85-265V	AC:85-265V	AC:85-265V	AC:85-265V
Flux	195 lm	390 lm	780 lm	1170 lm	1625 lm
Beam Angle	120°	120°	120°	120°	120°
Light Color	WH/NW/WW	WH/NW/WW	WH/NW/WW	WH/NW/WW	WH/NW/WW
CRI	>80	>80	>80	>80	>80
IP Rating	IP20	IP20	IP20	IP20	IP20
Life Span	25 000 h	25 000 h	25 000 h	25 000 h	25 000 h
Dimension	φ85x25 mm	φ120x25 mm	φ170x25 mm	φ225x25 mm	φ299x25 mm
Cutting Size	φ75mm	φ110mm	φ155mm	φ205mm	φ285mm
EAN Code 6000K	3800156624313	3800156624344	3800156624375	3800156623354	3800156624412
EAN Code 4500K	3800156624320	3800156624351	3800156624382	3800156624405	3800156624429
EAN Code 2700K	3800156624337	3800156624368	3800156624399	3800156623361	3800156624436



LED SURFACE PANELS

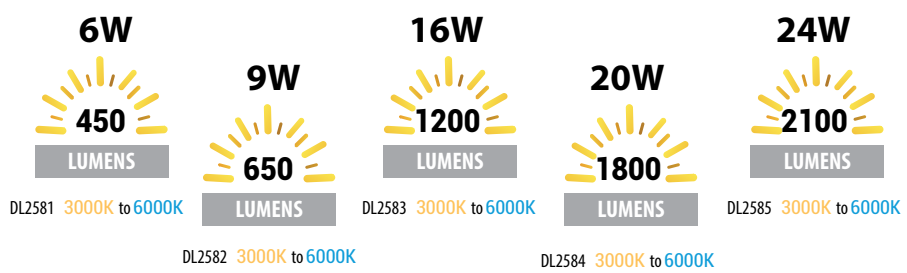




LED MINI PANELS
SQUARE MODULE

	3W MINI PANEL	6W MINI PANEL	12W MINI PANEL	18W MINI PANEL	24W MINI PANEL
SKU No.	DL2444/DL2445/DL2446	DL2447/DL2448/DL2449	DL2450/DL2451/DL2452	DL2348/DL2453/DL2349	DL2454/DL2455/DL2456
Watts	3W	6W	12W	18W	24W
Input Voltage	AC:170-265V	AC:170-265V	AC:170-265V	AC:170-265V	AC:170-265V
Flux	195 lm	390 lm	780 lm	1170 lm	1625 lm
Beam Angle	120°	120°	120°	120°	120°
Light Color	WH/NW/WW	WH/NW/WW	WH/NW/WW	WH/NW/WW	WH/NW/WW
CRI	>80	>80	>80	>80	>80
IP Rating	IP20	IP20	IP20	IP20	IP20
Life Span	25 000 h	25 000 h	25 000 h	25 000 h	25 000 h
Dimension	90x90x20mm	120x120x20 mm	167x167x20 mm	225x225x20 mm	300x300x25 mm
Cutting Size	75x75mm	110x110mm	155x155mm	205x205mm	282x282mm
EAN Code 6000K	3800156624443	3800156624474	3800156624504	3800156623484	3800156624542
EAN Code 4500K	3800156624450	3800156624481	3800156624511	3800156623538	3800156624559
EAN Code 2700K	3800156624467	3800156624498	3800156624528	3800156623491	3800156624566



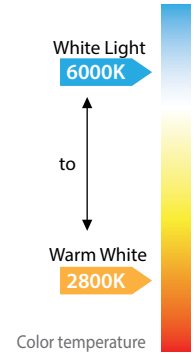
LED SURFACE PANELS



Recessed LED Slim DownLight
COLOR CHANGING LED 3000 to 6000K
ROUND MODULE - Dimmable

	6W Recessed LED	9W Recessed LED	16W Recessed LED	20W Recessed LED	24W Recessed LED
SKU No.	DL2581	DL2582	DL2583	DL2584	DL2585
Watts	6W	9W	16W	20W	24W
Input Voltage	AC:220-240V	AC:220-240V	AC:220-240V	AC:220-240V	AC:220-240V
Flux	450 lm	650 lm	1200 lm	1800 lm	2100 lm
Beam Angle	100°	100°	100°	100°	100°
Light Color	3000-6000K	3000-6000K	3000-6000K	3000-6000K	3000-6000K
CRI	>80	>80	>80	>80	>80
IP Rating	IP44	IP44	IP44	IP44	IP20
Life Span	25 000 h	25 000 h	25 000 h	25 000 h	25 000 h
Dimension	φ115x32mm	φ115x32mm	φ170x32mm	φ190x32mm	φ240x32mm
Cutting Size	φ105mm	φ105mm	φ155mm	φ205mm	φ225mm

EAN Code 3000-6000K	3800156625815	3800156625822	3800156625839	3800156625846	3800156625853
---------------------	---------------	---------------	---------------	---------------	---------------



LED SURFACE PANELS



Recessed LED DownLight Adapter
From Mini Panel to Surface Panel

- SKU No.
- OT5001** Surface 3' D105 for 6W - 9W
Compatible with DL2581 , DL2582
- OT5002** Surface 5' D155 for 12W - 16W
Compatible with DL2583
- OT5003** Surface 7' D205 for 18W - 20W
Compatible with DL2584
- OT5004** Surface 8' D225 for 22W - 24W
Compatible with DL2585

MODULES/ MINI PANES DIMMABLE DRIVERS

- DIMMABLE DRIVER 220V 5-9*1W 300MA**
- DIMMABLE DRIVER 220V 10-18*1W 300MA**
- DIMMABLE DRIVER 220V 20-30*1W 300MA**

- SKU No.
- AC6025**
- AC6026**
- AC6027**



Dimmable

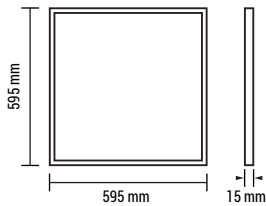


LED PANELS



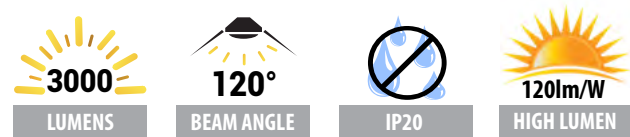
25W LED PANEL
WITH DRIVER PF>0.9

P Watts	25W	Ra CRI	>80
V Input Voltage	AC:175-265V	IP Rating	IP20
F Flux	3000 lm	L Life Span	25 000 h
B Beam Angle	120°	D Dimension	595x595mm



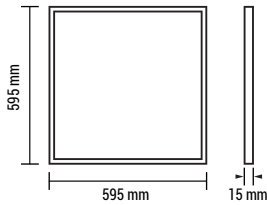
A+
SDCD<6
UGR<19

SKU No.	
White Light	DL2723 6000K
Neutral White	DL2724 4500K
Warm White	DL2725 2800K
Color temperature	



EAN Code 6000K [3800156627239](#)
EAN Code 4500K [3800156627246](#)
EAN Code 2700K [3800156627253](#)

SKU No.	
White Light	DL2720 6000K
Neutral White	DL2721 4500K
Warm White	DL2722 2800K
Color temperature	

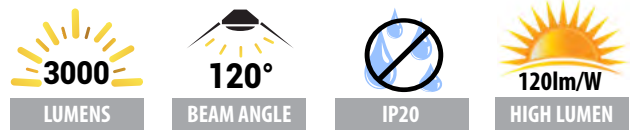


A+
SDCD<6
UGR<19

P Watts	25W	Ra CRI	>80
V Input Voltage	AC:175-265V	IP Rating	IP20
F Flux	3000 lm	L Life Span	25 000 h
B Beam Angle	120°	D Dimension	595x595mm



25W LED PANEL 6PCS BOX
WITH DRIVER PF>0.9



EAN Code 6000K [3800156627208](#)
EAN Code 4500K [3800156627215](#)
EAN Code 2700K [3800156627222](#)

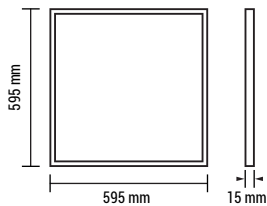


LED PANELS



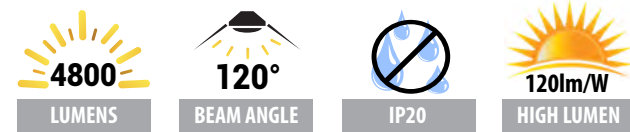
40W LED PANEL
WITH DRIVER PF>0.9

P Watts	40W	Ra CRI	>80
V Input Voltage	AC:175-265V	IP Rating	IP20
F Flux	4800 lm	L Life Span	25 000 h
B Beam Angle	120°	D Dimension	595x595mm



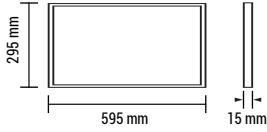
A+
UGR<19

SKU No.	
White Light	DL2726 6000K
Neutral White	DL2727 4500K
Warm White	DL2728 2800K
Color temperature	



EAN Code 6000K [3800156627260](#)
EAN Code 4500K [3800156627277](#)
EAN Code 2700K [3800156627284](#)

SKU No.	
White Light	DL2388 6000K
Neutral White	DL2389 4500K
Warm White	DL2390 2800K
Color temperature	



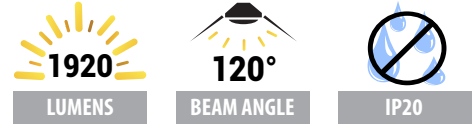
P Watts	25W	Ra CRI	>80
V Input Voltage	AC:200-240V	IP Rating	IP20
F Flux	1920 lm	L Life Span	25 000 h
B Beam Angle	120°	D Dimension	295x595mm

A+



24W LED PANEL
WITH DRIVER

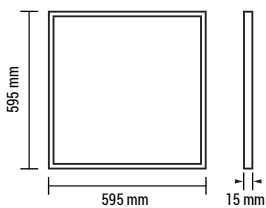
EAN Code 6000K [3800156623880](#)
EAN Code 4500K [3800156623897](#)
EAN Code 2700K [3800156623903](#)



LED PANELS



P Watts	36W	Ra CRI	>80
Input Voltage	AC:175-265V	IP Rating	IP20
Flux	2880 lm	Life Span	25 000 h
Beam Angle	120°	Dimension	595x595mm



A+

SKU No.

White Light
DL2350 6000K

Neutral White
DL2363 4500K

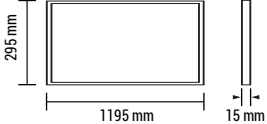
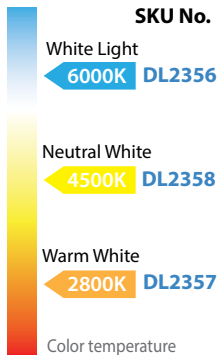
Warm White
DL2351 2800K

Color temperature

36W LED PANEL WITH DRIVER



EAN Code 6000K [3800156623507](#)
EAN Code 4500K [3800156623637](#)
EAN Code 2700K [3800156623514](#)




A+

P Watts	48W	Ra CRI	>80
Input Voltage	AC:200-240V	IP Rating	IP20
Flux	3840 lm	Life Span	25 000 h
Beam Angle	120°	Dimension	295x1195mm



48W LED PANEL WITH DRIVER

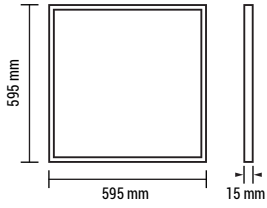
EAN Code 6000K [3800156623569](#)
EAN Code 4500K [3800156623583](#)
EAN Code 2700K [3800156623576](#)



LED PANELS



P Watts	48W	Ra CRI	>80
Input Voltage	AC:200-240V	IP Rating	IP20
Flux	3840 lm	Life Span	25 000 h
Beam Angle	120°	Dimension	595x595mm



A+

SKU No.

White Light
DL2367-S 6000K

Neutral White
DL2368-S 4500K


Warm White
DL2369-S 2800K

Color temperature

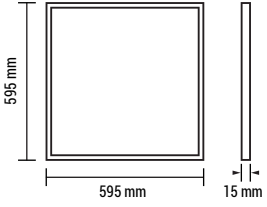
48W LED PANEL WITH DRIVER



EAN Code 6000K [3800156623675](#)
EAN Code 4500K [3800156623682](#)
EAN Code 2700K [3800156623699](#)



P Watts	48W	Ra CRI	>80
Input Voltage	AC:200-240V	IP Rating	IP20
Flux	3840 lm	Life Span	25 000 h
Beam Angle	120°	Dimension	595x595mm



A+

SKU No.


White Light
DL2367 6000K

Neutral White
DL2368 4500K

Warm White
DL2369 2800K

Color temperature

48W LED PANEL 2PCS BOX WITH DRIVER



EAN Code 6000K [3800156623675](#)
EAN Code 4500K [3800156623682](#)
EAN Code 2700K [3800156623699](#)



LED PANELS



NEW



- SKU No. **AC6013**
- Output voltage 45-65V DC
 - Input Voltage AC:180-265V
 - IP Rating IP20
 - Dimension 140x45x30mm

DIMMABLE DRIVER FOR LED PANEL 48W
710mA 45-63V DC

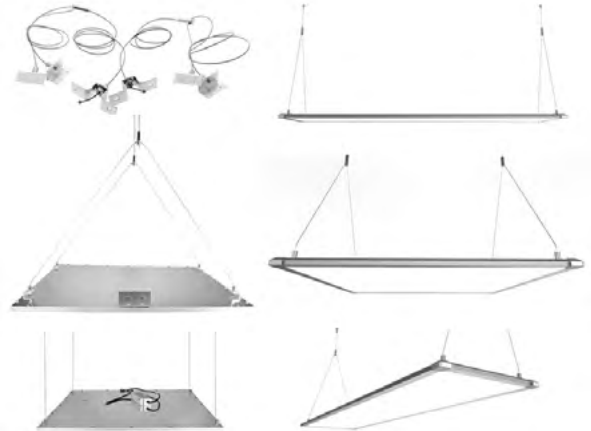
NEW



- SKU No. **AC6024**
- Output voltage 30-40V DC
 - Input Voltage AC:180-265V
 - IP Rating IP20
 - Dimension 140x45x30mm

DIMMABLE DRIVER FOR LED PANEL 48W
1100mA 30-40V DC

ACCESSORIES FOR HANGING



SKU No. **OT5182**
Stainless steel cable



SKU No. **OT5188**
Clips for LED Panel



LED PANELS



LED PANEL FRAMES



- SKU No. **OT5195**
- Dimension **300x300mm**

- SKU No. **OT5198**
- Dimension **600x600mm**



- SKU No. **OT5196**
- Dimension **600x300mm**

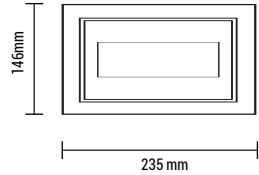
- SKU No. **OT5197**
- Dimension **1200x300mm**



LED DOWNLIGHTS



P Watts	30W	Ra CRI	>80
Input Voltage	AC:200-240V	IP Rating	IP20
Flux	2400 lm	Life Span	25 000 h
Beam Angle	90°	Dimension	235x146x140 mm



A+

SKU No.

White Light
CB3230 6000K

Neutral White
CB3232 4500K

Warm White
CB3231 2800K

Color temperature

30W COB DOWNLIGHT RECTANGULAR

2400

LUMENS

90°

BEAM ANGLE

220x125 mm

CUTTING SIZE

80°

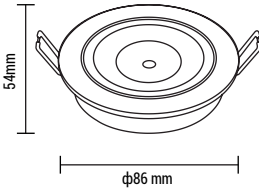
ADJUSTABLE ANGLE

IP20

EAN Code 6000K 3800156632301
EAN Code 4500K 3800156632325
EAN Code 2700K 3800156632318



P Watts	5W	Ra CRI	>80
Input Voltage	AC:185-265V	IP Rating	IP20
Flux	360 lm	Life Span	25 000 h
Beam Angle	38°	Dimension	φ86x54mm



A+

SKU No.

White Light
CB3281 6000K

Neutral White
CB3282 4500K

Warm White
CB3283 2800K

Color temperature

5W COB DOWNLIGHT ROUND, ROTATABLE

360

LUMENS

38°

BEAM ANGLE

φ70 mm

CUTTING SIZE

45°

ADJUSTABLE ANGLE

IP20

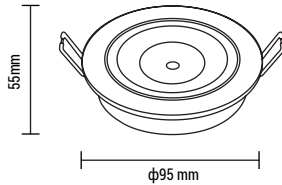
EAN Code 6000K 3800156632813
EAN Code 4500K 3800156632820
EAN Code 2700K 3800156632837



LED DOWNLIGHTS



P Watts	8W	Ra CRI	>80
Input Voltage	AC:200-240V	IP Rating	IP20
Flux	640 lm	Life Span	25 000 h
Beam Angle	60°	Dimension	φ95x55mm



A+

SKU No.

White Light
CB3201 6000K

Neutral White
CB3206 4500K

Warm White
CB3202 2800K

Color temperature

8W COB DOWNLIGHT ROUND, ROTATABLE

640

LUMENS

60°

BEAM ANGLE

φ80 mm

CUTTING SIZE

45°

ADJUSTABLE ANGLE

IP20

EAN Code 6000K 3800156632011
EAN Code 4500K 3800156632066
EAN Code 2700K 3800156632028

SKU No.

White Light
6000K CB3203

Neutral White
4500K CB3205

Warm White
2800K CB3204

Color temperature

A+

P Watts	5W	Ra CRI	>80
Input Voltage	AC:185-265V	IP Rating	IP20
Flux	6400 lm	Life Span	25 000 h
Beam Angle	60°	Dimension	φ95x55mm



EAN Code 6000K 3800156632035
EAN Code 4500K 3800156632059
EAN Code 2700K 3800156632042

640

LUMENS

60°

BEAM ANGLE

φ80 mm

CUTTING SIZE

45°

ADJUSTABLE ANGLE

IP20

8W COB DOWNLIGHT ROUND, ROTATABLE

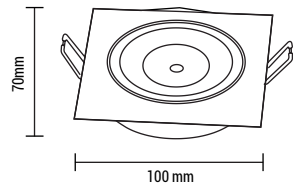


LED DOWNLIGHTS



WHITE
BODY


P Watts	8W	Ra CRI	>80
V Input Voltage	AC:200-240V	IP Rating	IP20
F Flux	640 lm	L Life Span	25 000 h
B Beam Angle	60°	D Dimension	100x100x70mm




SKU No.	
White Light	CB3207 6000K
Neutral White	CB3222 4500K
Warm White	CB3212 2800K
Color temperature	



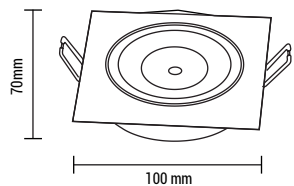
8W COB DOWNLIGHT
SQUARE , ROTATABLE



EAN Code 6000K [3800156632073](#)
EAN Code 4500K [3800156632226](#)
EAN Code 2700K [3800156632127](#)



SKU No.	
White Light	6000K CB3223
Neutral White	4500K CB3224
Warm White	2800K CB3225
Color temperature	




P Watts	8W	Ra CRI	>80
V Input Voltage	AC:200-240V	IP Rating	IP20
F Flux	640 lm	L Life Span	25 000 h
B Beam Angle	60°	D Dimension	100x100x70mm



INOX
BODY

8W COB DOWNLIGHT
SQUARE, ROTATABLE

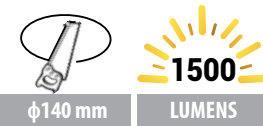
EAN Code 6000K [3800156632233](#)
EAN Code 4500K [3800156632240](#)
EAN Code 2700K [3800156632257](#)




LED DOWNLIGHTS




20W



30W



40W



CB3234 Neutral Light 4500K

CB3235 Neutral Light 4500K

CB3236 Neutral Light 4500K

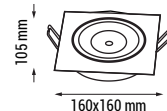
LED COB DOWNLIGHT
SQUARE

20W COB DOWNLIGHT
Rotatable

30W COB DOWNLIGHT

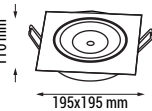
40W COB DOWNLIGHT

SKU No.	CB3234
P Watts	20W
V Input Voltage	AC:180-265V
F Flux	1500 lm
B Beam Angle	72°
L Light Color	NW
Ra CRI	>80
IP Rating	IP20
L Life Span	25 000 h
D Dimension	

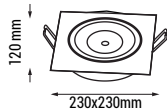


EAN Code 4500K

[3800156632349](#)



[3800156632356](#)



[3800156632363](#)

White Light
6000K

Neutral White
NW 4500K

Warm White
2800K

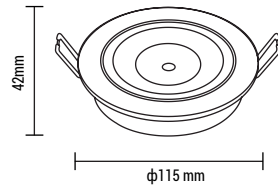
Color temperature



LED DOWNLIGHTS



P Watts	12W	Ra CRI	>80
Input Voltage	AC:200-240V	IP Rating	IP20
Flux	960 lm	Life Span	25 000 h
Beam Angle	60°	Dimension	φ115x42mm



A+

SKU No.

White Light
CB3251 6000K

Neutral White
CB3252 4500K

Warm White
CB3253 2800K

Color temperature

12W COB DOWNLIGHT
ROUND , ADJUSTABLE

960
LUMENS

60°
BEAM ANGLE

CUTTING SIZE
φ106 mm

ADJUSTABLE ANGLE
45°

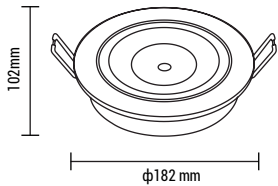
IP20

EAN Code 6000K 3800156632516
EAN Code 4500K 3800156632523
EAN Code 2700K 3800156632530

LED DOWNLIGHTS



P Watts	25W	Ra CRI	>80
Input Voltage	AC:200-240V	IP Rating	IP20
Flux	2200 lm	Life Span	25 000 h
Beam Angle	60°	Dimension	φ182x102mm



A+

SKU No.

White Light
CB3241 6000K

Neutral White
CB3242 4500K

Color temperature

25W COB DOWNLIGHT
ROUND , ADJUSTABLE

2200
LUMENS

60°
BEAM ANGLE

CUTTING SIZE
φ160 mm

IP20

EAN Code 6000K 3800156632417
EAN Code 4500K 3800156632424

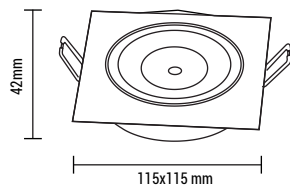
SKU No.

White Light
6000K CB3254

Neutral White
4500K CB3255

Warm White
2800K CB3256

Color temperature



A+

P Watts	12W	Ra CRI	>80
Input Voltage	AC:200-240V	IP Rating	IP20
Flux	960 lm	Life Span	25 000 h
Beam Angle	60°	Dimension	115x115x42mm



12W COB DOWNLIGHT
SQUARE, ADJUSTABLE

EAN Code 6000K 3800156632547
EAN Code 4500K 3800156632554
EAN Code 2700K 3800156632561

960
LUMENS

60°
BEAM ANGLE

CUTTING SIZE
φ106mm

ADJUSTABLE ANGLE
45°

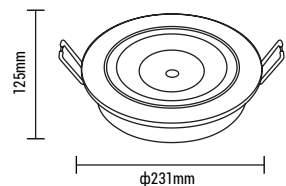
IP20

SKU No.

White Light
6000K CB3243

Neutral White
4500K CB3244

Color temperature



A+

P Watts	35W	Ra CRI	>80
Input Voltage	AC:200-240V	IP Rating	IP20
Flux	3000 lm	Life Span	25 000 h
Beam Angle	80°	Dimension	φ231×125mm



35W COB DOWNLIGHT
ROUND, ADJUSTABLE

EAN Code 6000K 3800156632431
EAN Code 4500K 3800156632448

3000
LUMENS

80°
BEAM ANGLE

CUTTING SIZE
φ210 mm

IP20



LED DOWNLIGHTS



A⁺

145°
BEAM ANGLE

SAVE
80%
ENERGY

IP20

15W

1200
LUMENS

φ155mm

20W

1600
LUMENS

φ165 mm

30W

2500
LUMENS

φ195 mm

LED COB DOWNLIGHT

TÜV

CB3270	White Light	6000K	CB3273	White Light	6000K	CB3276	White Light	6000K
CB3271	Neutral Light	4500K	CB3274	Neutral Light	4500K	CB3277	Neutral Light	4500K
CB3272	Warm Light	2700K	CB3275	Warm Light	2700K	CB3278	Warm Light	2700K

	15W LED COB DOWNLIGHT	20W LED COB DOWNLIGHT	30W LED COB DOWNLIGHT	
SKU No.	CB3270/CB3271/CB3272	CB3273/CB3274/CB3275	CB3276/CB3277/CB3278	
Watts	15W	20W	30W	
Input Voltage	AC:180-265V	AC:180-265V	AC:180-265V	
Flux	1200 lm	1600 lm	2500 lm	
Beam Angle	145°	145°	145°	
Light Color	WH/NW/WW	WH/NW/WW	WH/NW/WW	
CRI	>80	>80	>80	
IP Rating	IP20	IP20	IP20	
Life Span	25 000 h	25 000 h	25 000 h	
Dimension				
EAN Code 6000K	3800156632707	3800156632738	3800156632769	
EAN Code 4500K	3800156632714	3800156632745	3800156632776	
EAN Code 2700K	3800156632721	3800156632752	3800156632783	



LED DOWNLIGHT



P Watts

40W

Ra CRI

>80

Input Voltage

AC:200-240V

IP Rating

IP20

Flux

4000 lm

Life Span

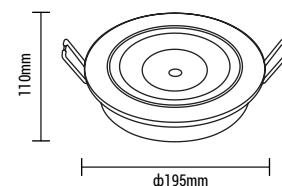
25 000 h

Beam Angle

60°

Dimension

φ195x110mm



SKU No.

White Light

CB3260 6000K

Neutral White

CB3261 4500K

Color temperature

4000

LUMENS

60°

BEAM ANGLE

CUTTING SIZE

φ175 mm

IP20

EAN Code 6000K 3800156632608
EAN Code 4500K 3800156632615

40W COB DOWNLIGHT

TÜV

	40W COB DOWNLIGHT	
SKU No.	CB3260/6000K CB3261/4500K	
Watts	40W	
Input Voltage	AC:200-240V	
Flux	4000 lm	
Beam Angle	60°	
CRI	>80	
IP Rating	IP20	
Life Span	25 000 h	
Dimension	φ195x110mm	
Color temperature	White Light 6000K Neutral White 4500K Warm White 2800K	
Diagram		
EAN Code 6000K	3800156632622	
EAN Code 4500K	3800156632639	

5600

LUMENS

60°

BEAM ANGLE

CUTTING SIZE

φ205 mm

IP20

60W COB DOWNLIGHT


TÜV



LED STRIPS



Type LED	3528	Flux per watt	50lm/W
LEDs/m	60 pcs	Beam Angle	120°
Power per meter	4.8W/m	IP Rating	IP20
Voltage	DC: 12V	Dimension	5000x8x2mm

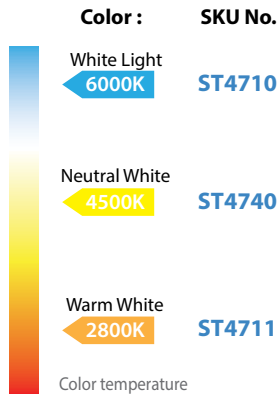


A+
4.8W/m

SKU No.	Color :
ST4702	White Light 6000K
ST4703	Neutral White 4500K
ST4704	Warm White 2800K
ST4705	RED
ST4706	GREEN
ST4707	BLUE



LED STRIP 12V
Professional Edition
3528-NON WATERPROOF
60 SMD/m




Type LED	3528	Flux per watt	50lm/W
LEDs/m	120 pcs	Beam Angle	120°
Power per meter	9.6W/m	IP Rating	IP20
Voltage	DC: 12V	Dimension	5000x8x2mm

A+
9.6W/m



LED STRIP 12V
Professional Edition
3528-NON WATERPROOF
120 SMD/m



LED STRIPS



Type LED	3528	Flux per watt	50lm/W
LEDs/m	204 pcs	Beam Angle	120°
Power per meter	16.5W/m	IP Rating	IP20
Voltage	DC: 12V	Dimension	5000x10x2mm



A+
16.5W/m

SKU No.	Color :
ST4761	White Light 6000K
ST4762	Neutral White 4500K
ST4763	Warm White 2800K

Color temperature



LED STRIP 12V
Professional Edition
3528-NON WATERPROOF
204 SMD/m



Type LED	5050	Flux per watt	100lm/W
LEDs/m	60 pcs	Beam Angle	120°
Power per meter	14.4W/m	IP Rating	IP20
Voltage	DC: 12V	Dimension	5000x12x2mm

A+
14.4W/m



LED STRIP 12V
Professional Edition
5050-NON-WATERPROOF
60 SMD/m RGB

SKU No.	
ST4313	RGB+WH

SKU No.	
ST4314	RGB+WW



LED STRIPS



Type LED	5050	Flux per watt	70lm/W
LEDs/m	30 pcs	Beam Angle	120°
Power per meter	7.2W/m	IP Rating	IP20
Voltage	DC: 12V	Dimension	5000x10x2mm

SKU No. **ST4311**

RGB



A+

7.2W/m



LED/m



5M - Roll



IP20

LED STRIP 12V

Professional Edition

5050 NON -WATERPROOF
30 SMD/m RGB

SKU No. **ST4315**

RGB



Type LED	5050	Flux per watt	70lm/W
LEDs/m	30 pcs	Beam Angle	120°
Power per meter	7.2W/m	IP Rating	IP54
Voltage	DC: 12V	Dimension	5000x10x2.5mm

A+

7.2W/m



LED/m



5M - Roll



IP54

LED STRIP 12V

Professional Edition

5050-WATERPROOF
30 SMD/m RGB



LED STRIPS



Type LED	5050	Flux per watt	70lm/W
LEDs/m	60 pcs	Beam Angle	120°
Power per meter	14.4W/m	IP Rating	IP20
Voltage	DC: 12V	Dimension	5000x10x2mm

SKU No. **ST4312**

RGB



A+

14.4W/m



LED/m



5M - Roll



IP20

LED STRIP 12V

Professional Edition

5050 NON -WATERPROOF
60 SMD/m RGB

SKU No. **ST4316**

RGB



Type LED	5050	Flux per watt	70lm/W
LEDs/m	60 pcs	Beam Angle	120°
Power per meter	14.4W/m	IP Rating	IP54
Voltage	DC: 12V	Dimension	5000x10x2.5mm

A+

14.4W/m



LED/m



5M - Roll



IP54

LED STRIP 12V

Professional Edition

5050-WATERPROOF
60 SMD/m RGB



LED STRIPS



Type LED	3528	Flux per watt	50lm/W
LEDs/m	60 pcs	Beam Angle	120°
Power per meter	4.8W/m	IP Rating	IP54
Voltage	DC: 12V	Dimension	5000x8x2.5mm



A+
4.8W/m

SKU No.	Color :
ST4732	White Light 6000K
ST4731	Neutral White 4500K
ST4733	Warm White 2800K
ST4734	RED
ST4735	GREEN
ST4736	BLUE

LED STRIP 12V
Professional Edition
3528-WATERPROOF
60 SMD/m

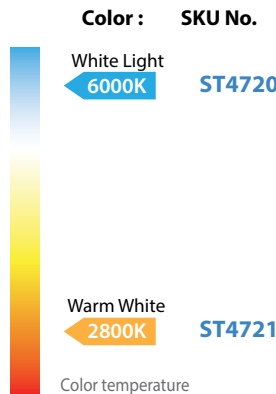


LED STRIP 12V
Professional Edition
3528-WATERPROOF
120 SMD/m



Type LED	3528	Flux per watt	50lm/W
LEDs/m	120 pcs	Beam Angle	120°
Power per meter	9.6W/m	IP Rating	IP54
Voltage	DC: 12V	Dimension	5000x8x2.5mm

A+
9.6W/m



LED STRIPS



Type LED	5050	Flux per watt	50lm/W
LEDs/m	30 pcs	Beam Angle	120°
Power per meter	7.2W/m	IP Rating	IP20
Voltage	DC: 12V	Dimension	5000x10x2mm

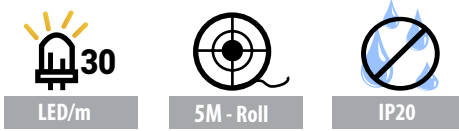


A+
7.2W/m

SKU No.	Color :
ST4801	White Light 6000K
ST4800	Neutral White 4500K
ST4802	Warm White 2800K

Color temperature

LED STRIP 12V
Professional Edition
5050-NON WATERPROOF
30 SMD/m



Color :	SKU No.
White Light 6000K	ST4807
Neutral White 4500K	ST4827
Warm White 2800K	ST4808
RED	ST4823
BLUE	ST4825

A+
14.4W/m



LED STRIP 12V
Professional Edition
5050-NON WATERPROOF
60 SMD/m



LED STRIPS



Type LED	5050	Flux per watt	50lm/W
LEDs/m	30 pcs	Beam Angle	120°
Power per meter	7.2W/m	IP Rating	IP54
Voltage	DC: 12V	Dimension	5000x10x2.5mm



A+
7.2W/m

SKU No. Color :

ST4809 White Light 6000K

ST4811 Neutral White 4500K

ST4810 Warm White 2800K

Color temperature

LED STRIP 12V
Professional Edition
5050-WATERPROOF
30 SMD/m



LED STRIPS



Type LED	3014	Flux per watt	70lm/W
LEDs/m	120 pcs	Beam Angle	120°
Power per meter	12W/m	IP Rating	IP20
Voltage	DC: 12V	Dimension	5000x8x2mm



A+
12W/m

SKU No. Color :

ST4901 White Light 6000K

ST4903 Neutral White 4500K

ST4902 Warm White 2800K

Color temperature

LED STRIP 12V
Professional Edition
3014-NON WATERPROOF
120 SMD/m



Color :	SKU No.
White Light 6000K	ST4839
Neutral White 4500K	ST4841
Warm White 2800K	ST4840

Color temperature

Type LED	5050	Flux per watt	50lm/W
LEDs/m	60 pcs	Beam Angle	120°
Power per meter	14.4W/m	IP Rating	IP54
Voltage	DC: 12V	Dimension	5000x10x2.5mm

A+
14.4W/m



LED STRIP 12V
Professional Edition
5050-WATERPROOF
60 SMD/m



Color :	SKU No.
White Light 6000K	ST4911
Neutral White 4500K	ST4913
Warm White 2800K	ST4912

Color temperature

Type LED	5630	Flux per watt	70lm/W
LEDs/m	60 pcs	Beam Angle	120°
Power per meter	12W/m	IP Rating	IP20
Voltage	DC: 12V	Dimension	5000x10x2mm

A+
12W/m



LED STRIP 12V
Professional Edition
5630-NON WATERPROOF
60 SMD/m



LED STRIPS



Type LED	2835	Flux per watt	105lm/W
LEDs/m	196 pcs	Beam Angle	120°
Power per meter	20W/m	IP Rating	IP20
Voltage	DC: 24V	Dimension	5000x12x2mm


A+
20W/m
DC: 24V



SKU No.	Color :
ST4421	White Light 6000K
ST4422	Neutral White 4500K
ST4423	Warm White 2800K

Color temperature

LED STRIP 24V
3 YEARS WARRANTY
2835-NON-WATERPROOF
196 SMD/m




Color :	SKU No.
White Light 6000K	ST4451
Neutral White 4500K	ST4452
Warm White 2800K	ST4453

Color temperature

Type LED	2835	Flux per watt	105lm/W
LEDs/m	196 pcs	Beam Angle	120°
Power per meter	20W/m	IP Rating	IP54
Voltage	DC: 24V	Dimension	5000x12x2.5mm

A+
20W/m
DC: 24V



LED STRIP 24V
3 YEARS WARRANTY
2835-WATERPROOF
196 SMD/m



LED STRIPS



Type LED	5054	Flux per watt	70lm/W
LEDs/m	60 pcs	Beam Angle	120°
Power per meter	16W/m	IP Rating	IP20
Voltage	DC: 24V	Dimension	5000x10x2mm

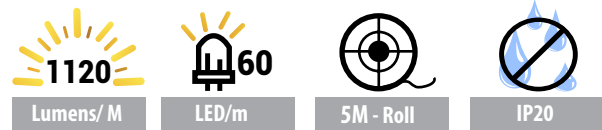
A+
16W/m
DC: 24V



SKU No.	Color :
ST4431	White Light 6000K
ST4432	Neutral White 4500K
ST4433	Warm White 2800K

Color temperature

LED STRIP 24V
3 YEARS WARRANTY
5054-NON-WATERPROOF
60 SMD/m



Color :	SKU No.
White Light 6000K	ST4461
Neutral White 4500K	ST4462
Warm White 2800K	ST4463

Color temperature

Type LED	5054	Flux per watt	70lm/W
LEDs/m	60 pcs	Beam Angle	120°
Power per meter	16W/m	IP Rating	IP54
Voltage	DC: 24V	Dimension	5000x10x2.5mm


A+
16W/m
DC: 24V



LED STRIP 24V
3 YEARS WARRANTY
5054-WATERPROOF
60 SMD/m



LED STRIPS



Type LED	3528	Flux per watt	50lm/W
LEDs/m	120 pcs	Beam Angle	120°
Power per meter	9.6W/m	IP Rating	IP20
Voltage	DC: 24V	Dimension	5000x10x2mm



A+
9.6W/m
DC: 24V

SKU No.	Color :
ST4856	White Light 6000K
ST4857	Neutral White 4500K
ST4858	Warm White 2800K

Color temperature

120
LED/m

5M - Roll

IP20

LED STRIP 24V
Professional Edition
3528-NON-WATERPROOF
120 SMD/m

Color :	SKU No.
White Light 6000K	ST4851
Neutral White 4500K	ST4850
Warm White 2800K	ST4852

Color temperature

Type LED	5050	Flux per watt	50lm/W
LEDs/m	60 pcs	Beam Angle	120°
Power per meter	14.4W/m	IP Rating	IP20
Voltage	DC: 24V	Dimension	5000x10x2mm

A+
14.4W/m
DC: 24V



60
LED/m

5M - Roll

IP20

LED STRIP 24V
Professional Edition
5050-NON-WATERPROOF
60 SMD/m



LED STRIPS



Type LED	5050	Flux per watt	50lm/W
LEDs/m	60 pcs	Beam Angle	120°
Power per meter	14.4W/m	IP Rating	IP54
Voltage	DC: 24V	Dimension	5000x10x3mm



A+
14.4W/m
DC: 24V

SKU No.	Color :
ST4853	White Light 6000K
ST4854	Neutral White 4500K
ST4855	Warm White 2800K

Color temperature

60
LED/m

5M - Roll

IP54

LED STRIP 24V
Professional Edition
5050 - WATERPROOF
60 SMD/m

LED STRIP 24V
3 YEARS WARRANTY
Warm to Cool White CCT Adjustable
5025 - 60 SMD/m



Type LED	5025	Flux per watt	130lm/W
LEDs/m	60 pcs	Beam Angle	120°
Power per meter	6W/m	IP Rating	IP20 : IP54
Voltage	DC: 24V	Dimension	5000x10x2mm

3 YEAR WARRANTY

A+
6W/m
DC: 24V

CRI 80+

800
Lumens/ M

60
LED/m

5M - Roll

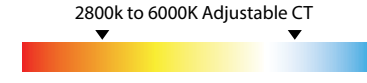
SKU No. ST4441

IP20



SKU No. ST4471

IP54



LED STRIPS



Type LED	5050 4in1	Flux per watt	100lm/W
LEDs/m	60 pcs	Beam Angle	120°
Power per meter	6W/m	IP Rating	IP20
Voltage	DC: 24V	Dimension	5000x12x2mm

A+
6W/m
DC: 24V



600
Lumens/ M

60
LED/m

5M - Roll

IP20

SKU No.

ST4481

RGB+WH



SKU No.

ST4482

RGB+WW



SKU No.

ST4483

RGB+WH

Type LED	5050 4in1	Flux per watt	100lm/W
LEDs/m	60 pcs	Beam Angle	120°
Power per meter	6W/m	IP Rating	IP54
Voltage	DC: 24V	Dimension	5000x12x3mm

A+
6W/m
DC: 24V



600
Lumens/ M

60
LED/m

5M - Roll

IP54



LED STRIP 24V
3 YEARS WARRANTY
WATERPROOF
60 SMD/m RGB



LED STRIPS



Type LED	5050	Flux per watt	50lm/W
LEDs/m	60 pcs	Beam Angle	120°
Power per meter	14.4W/m	IP Rating	IP20
Voltage	DC: 24V	Dimension	5000x10x2mm

A+
14.4W/m
DC: 24V



60
LED/m

5M - Roll

IP20

SKU No.

ST4861

RGB



LED STRIP 24V
Professional Edition
NON-WATERPROOF
60 SMD/m RGB

SKU No.

ST4862

RGB



Type LED	5050	Flux per watt	50lm/W
LEDs/m	60 pcs	Beam Angle	120°
Power per meter	14.4W/m	IP Rating	IP54
Voltage	DC: 24V	Dimension	5000x10x3mm

A+
14.4W/m
DC: 24V



60
LED/m

5M - Roll

IP54

LED STRIP 24V
Professional Edition
WATERPROOF
60 SMD/m RGB



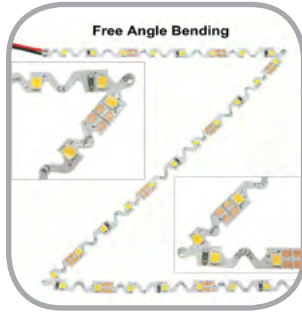
LED STRIPS



S-Type LED STRIP 12V

Bendable
2835-NON-WATERPROOF
60 SMD/m

Type LED	2835
LEDs/m	60 pcs
Power per meter	7.2W/m
Voltage	DC: 12V
Beam Angle	120°
IP Rating	IP20
Dimension	5000x6x2mm



SKU No.	Color :
MO4541	White Light 6000K
MO4542	Warm White 3000K
MO4543	RED
MO4545	GREEN
MO4544	BLUE

60
LED/m

5M - Roll

IP20

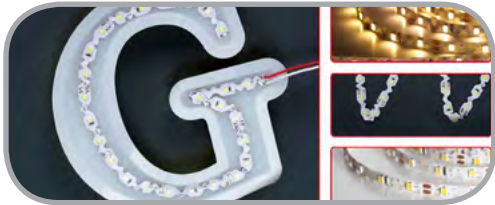
A+
7.2W/m
DC: 12V

S-Type LED STRIP 12V

Bendable
2835-WATERPROOF
60 SMD/m



Type LED	2835
LEDs/m	60 pcs
Power per meter	7.2W/m
Voltage	DC: 12V
Beam Angle	120°
IP Rating	IP65
Dimension	5000x6x3mm



SKU No.	Color :
MO4551	White Light 6000K
MO4552	Warm White 3000K
MO4553	RED
MO4555	GREEN
MO4554	BLUE

60
LED/m

5M - Roll

IP65

A+
7.2W/m
DC: 12V

LED SMD MODULES



LENS LED MODULE 1W

3x2835 Lens SMD LED
WATERPROOF

Type LED	2835
LEDs/Module	3 pcs
Power per Module	1W
Voltage	DC: 12V
Beam Angle	160°
IP Rating	IP65
Dimension	58x12mm



80
LUMENS

160°
BEAM ANGLE

IP65

A+
DC: 12V

SKU No.	Color :
MO4512	White Light 10000K
MO4511	6000K
MO4513	Warm White 3000K
MO4514	RED
MO4515	GREEN
MO4516	BLUE



LENS LED MODULE 1.5W

3x2835 Lens SMD LED
WATERPROOF

Type LED	2835
LEDs/Module	3 pcs
Power per Module	1.5W
Voltage	DC: 12V
Beam Angle	160°
IP Rating	IP65
Dimension	75x15mm



120
LUMENS

160°
BEAM ANGLE

IP65

A+
DC: 12V

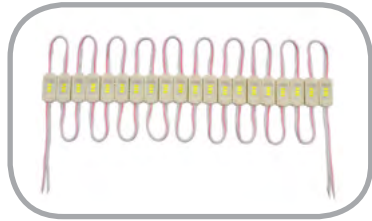
SKU No.	Color :
MO4522	White Light 10000K
MO4521	6000K
MO4523	Warm White 3000K
MO4524	RED
MO4526	GREEN
MO4525	BLUE

LED SMD MODULES



LED MODULE 0.36W
3x3014 SMD LED
WATERPROOF

Type LED	3014
LEDs/Module	3 pcs
Power per Module	0.36W
Voltage	DC: 12V
Beam Angle	120°
IP Rating	IP65
Dimension	18x8mm



SKU No.	Color :
MO4531	White Light 6000K
MO4532	Warm White 3000K
MO4533	RED
MO4535	GREEN
MO4534	BLUE




LENS LED MODULE 2.4W
4x2835 Lens SMD LED Square
WATERPROOF

Type LED	2835
LEDs/Module	4 pcs
Power per Module	2.4W
Voltage	DC: 12V
Beam Angle	160°
IP Rating	IP65
Dimension	38x38mm



SKU No.	Color :
MO4561	White Light 6000K
MO4562	Warm White 3000K



LED SMD MODULES




LED MODULE 0.72W
3x5050 RGB Lens SMD LED
WATERPROOF


Type LED	5050
LEDs/Module	3 pcs
Power per Module	0.72W
Voltage	DC: 12V
Beam Angle	120°
IP Rating	IP65
Dimension	70x16mm



SKU No. **ST4563**



ALUMINIUM PROFILES FOR LED STRIPS



SKU No.	
OT5190	6mm - 1m
OT5193	6mm Build in - 1m
OT5189	10mm - 1m
OT5194	18mm Angle - 1m
OT5002	4mm - 1m Flexible
OT5001	4mm - 2m Flexible

Flexible Profiles



POWER SUPPLIES



Output Voltage
12V



STRIP POWER SUPPLIES
PLASTIC 12V Output
1 YEAR WARRANTY

SKU No.	Watts	Output Voltage	Current	IP Rating	Dimension
AC6120	18W	DC:12V	1.5A	IP21	85x50x34mm
AC6101	24W	DC:12V	2A	IP21	85x50x34mm
AC6102	36W	DC:12V	3A	IP21	115x47x34mm
AC6103	60W	DC:12V	5A	IP21	122x55x34mm
AC6119	80W	DC:12V	6.5A	IP21	120x60x40mm



POWER SUPPLIES



Output Voltage
12V



STRIP POWER SUPPLIES
WATERPROOF METAL 12V Output

SKU No.	Watts	Output Voltage	Current	IP Rating	Dimension
AC6110	30W	DC:12V	2.5A	IP67	202x30x20mm
AC6111	60W	DC:12V	5A	IP67	233x40x23mm
AC6115	100W	DC:12V	8.5A	IP67	175x70x43 mm
AC6112	150W	DC:12V	12.5A	IP67	205x72x43 mm




POWER SUPPLIES







Output Voltage

12V

IP21



STRIP POWER SUPPLIES
METAL 12V Output

SKU No.	 Watts	 Output Voltage	 Current	 IP Rating	 Dimension	
AC6104	24W	DC: 12V	2A	IP21	85x50x34 mm	
AC6121	36W	DC:12V	3A	IP21	85x37x34mm	
AC6105	60W	DC:12V	5A	IP21	110x78x38mm	
AC6109	100W	DC:12V	8.3A	IP21	160x98x42mm	
AC6106	120W	DC:12V	10A	IP21	160x98x42mm	
AC6114	150W	DC:12V	12.5A	IP21	200x99x42mm	
AC6117	250W	DC:12V	20A	IP21	260x102x65mm	
AC6108	360W	DC:12V	30A	IP21	200x100x52mm	With Fan
AC6124	500W	DC:12V	41.5A	IP21	214x113x49mm	With Fan




POWER SUPPLIES








Output Voltage

24V

IP21



STRIP POWER SUPPLIES
METAL 24V Output

SKU No.	 Watts	 Output Voltage	 Current	 IP Rating	 Dimension	
AC6154	60W	DC: 24V	2.5A	IP21	150x100x42mm	
AC6151	100W	DC: 24V	4.2A	IP21	200x100x42mm	
AC6155	150W	DC: 24V	6.25A	IP21	200x100x42mm	
AC6152	250W	DC: 24V	10.5A	IP21	200x110x51mm	
AC6153	360W	DC: 24V	15A	IP21	215x114x50mm	With Fan



POWER SUPPLIES



Output
Voltage

12V



IP20

SlimLine

NEW



STRIP POWER SUPPLIES

METAL 12V Output

SKU No.	Watts	Output Voltage	Current	IP Rating	Dimension	
AC6131	60W	DC: 12V	5A	IP20	170x45x38mm	
AC6132	100W	DC: 12V	8.5A	IP20	190x48x38mm	
AC6133	150W	DC: 12V	12.5A	IP20	207x63x43mm	
AC6134	250W	DC: 12V	20A	IP20	228x71x43mm	
AC6135	360W	DC: 12V	30A	IP20	228x71x43mm	With Fan



POWER SUPPLIES



Output
Voltage

24V



IP20

SlimLine

NEW



STRIP POWER SUPPLIES

METAL 24V Output

SKU No.	Watts	Output Voltage	Current	IP Rating	Dimension	
AC6161	60W	DC: 24V	2.5A	IP20	170x45x38mm	
AC6162	100W	DC: 24V	4.2A	IP20	190x48x38mm	
AC6163	150W	DC: 24V	6.25A	IP20	207x63x43mm	
AC6164	250W	DC: 24V	10.5A	IP20	228x71x43mm	
AC6165	360W	DC: 24V	15A	IP20	228x71x43mm	With Fan



LED CONTROLLERS

DIMMER LED STRIP
WITH REMOTE CONTROL 8A



SKU No.	AC6302
Power	96W-192W
Voltage	12V-24V
IP Rating	IP20
Dimension	80x55x30 mm

REMOTE CONTROL LED STRIP
RGB -16 BUTTONS 3x2A



SKU No.	AC6303
Power	72W
Voltage	12V
IP Rating	IP20
Dimension	50x35x20mm

REMOTE CONTROL LED STRIP
RGB - 4 BUTTONS 3x4A



SKU No.	AC6304
Power	144W-288W
Voltage	12V-24V
IP Rating	IP20
Dimension	105x65x20mm

REMOTE CONTROL LED STRIP
RGB - 44 BUTTONS



SKU No.	AC6306	AC6307
Power	72W	144W
Voltage	12V	12V
IP Rating	IP20	IP20
Dimension	50x35x20mm	50x35x20mm


LED CONTROLLERS

WIFI CONTROLER
RGB / SINGLE COLOR 3x4A



SKU No.	AC6310	AC6311
Power	90-288W	90-288W
Voltage	7.5-24V	7.5-24V
IP Rating	IP20	IP20
Dimension	85x45x15mm	85x45x15mm

AMPLIFIER FOR LED STRIP
RGB+WHITE 4x6A



SKU No.	AC6328
Power	288W-576W
Voltage	12V-24V
IP Rating	IP20
Dimension	65x55x20 mm

AMPLIFIER FOR LED STRIP
RGB - IRON SHELL 3x8A



SKU No.	AC6326
Power	288W-576W
Voltage	12V-24V
IP Rating	IP20
Dimension	80x70x30 mm

AMPLIFIER FOR LED STRIP
RGB 3x4A



SKU No.	AC6305
Power	144W-288W
Voltage	12V-24V
IP Rating	IP20
Dimension	80x55x20 mm

LED CONTROLLERS



REMOTE CONTROL LED STRIP

RGB TOUCH MINI WHITE / BLACK 3X6A



SKU No.	AC6314	AC6315
Power	216W-432W	216W-432W
Voltage	12V-24V	12V-24V
IP Rating	IP20	IP20
Dimension	95x50x30 mm	95x50x30 mm

REMOTE CONTROL LED STRIP

RGBW TOUCH 4x6A



SKU No.	AC6329
Power	288W-576W
Voltage	12V-24V
IP Rating	IP20
Dimension	80x45x15

MUSIC LED CONTROLER

WITH REMOTE CONTROL 3x4A



SKU No.	AC6312
Power	144W-288W
Voltage	12V-24V
IP Rating	IP20
Dimension	170x85x23mm

DMX512 DECODER

3x4A



SKU No.	AC6308
Power	144W-288W
Voltage	12V-24V
IP Rating	IP20
Dimension	160x60x42mm

LED CONTROLLERS



SENSOR DIMMER

WALL MOUNTED 10A



SKU No.	AC6318
Power	120W-240W
Voltage	12V-24V
IP Rating	IP20
Dimension	85x85x40mm

SENSOR DIMMER

WALL MOUNTED WHITE 10A



SKU No.	AC6320
Power	120W-240W
Voltage	12V-24V
IP Rating	IP20
Dimension	85x85x40mm

SENSOR DIMMER

WALL MOUNTED WHITE 3x4A



SKU No.	AC6319
Power	144W-288W
Voltage	12V-24V
IP Rating	IP20
Dimension	85x85x40mm

SENSOR DIMMER

WALL MOUNTED BLACK 3x4A



SKU No.	AC6317
Power	144W-288W
Voltage	12V-24V
IP Rating	IP20
Dimension	85x85x40mm



LED CONTROLLERS



RF LED DIMMING REMOTE
4 ZONES SINGLE COLOR



WALL MOUNTED HOLDER FOR
AC6341



LED RGB/RGBW REMOTE
4 ZONES RF



WALL MOUNTED HOLDER FOR
AC6345



LED RGB/RGBW REMOTE
4 ZONES RF



SKU No.	AC6341	AC6346	AC6345	AC6347	AC6344
Dimension	135x40x11mm	70x45x18mm	122x53x18mm	58x54x22mm	107x58x10mm

LED RGB/RGBW CONTROLLER 4 CHANNEL
4CH 4x5A V4 CONSTANT VOLTAGE



SKU No.	AC6342
Power	4x(60-180)W
Voltage	12V-36VDC
IP Rating	IP20
Dimension	175x45x27mm

LED RGB/RGBW CONTROLLER 4 CHANNEL
4CH 4x300mA C4 CONSTANT CURRENT



SKU No.	AC6343
Power	4x(3.6-14.4)W
Voltage	12V-48VDC
IP Rating	IP20
Dimension	170x85x23mm



LED CONTROLLERS



ACCESSORIES FOR LED STRIPS



SKU No.	Description	SKU No.	Description
OT5151	CONNECTOR FOR LED STRIP 3528	AC6611	CONNECTOR FOR LED STRIP DC FEMALE
OT5152	CONNECTOT FOR LED STRIP 5050	AC6612	FLEXIBLE CONNECTOR FOR LED STRIP 3528 DC FEMALE
AC6608	CONNECTOR FOR LED STRIP RGB	AC6613	FLEXIBLE CONNECTOR FOR LED STRIP 5050 DC FEMALE
AC6619	ANGLE CONNECTOR FOR LED STRIP 3528 8mm	AC6614	FLEXIBLE CONNECTOR FOR LED STRIP RGB
AC6620	ANGLE CONNECTOR FOR LED STRIP 5050 10mm	AC6615	FLEXIBLE CONNECTOR FOR LED STRIP 3528
AC6621	ANGLE CONNECTOR FOR LED STRIP RGB 10mm	AC6616	FLEXIBLE CONNECTOR FOR LED STRIP 5050
AC6610	CONNECTOR FOR LED STRIP DC MALE	AC6618	FLEXIBLE CONNECTOR FOR LED STRIP RGB+WH
		AC6617	FLEXIBLE CONNECTOR FOR RGB LED STRIP WITH PIN



LED CONTROLLERS



USB Chargeable LED Touch Panel Remote Control

Single Color

SKU No.	AC6351
Power	144W-288W
Voltage	12V-24V
IP Rating	IP20
Dimension	86x86x13.5mm

Buid-in rechargeable Li-battery.
USB rechargeable, stand by time: 6 months.
Single color remote, RF 2.4G.
Compatible with all of our receivers.
Stick or screw on the wall(or cabinet)



USB Chargeable LED Touch Panel Remote Control

RGB / RGBW

SKU No.	AC6352
Power	144W-288W
Voltage	12V-24V
IP Rating	IP20
Dimension	86x86x13.5mm

Buid-in rechargeable Li-battery.
USB rechargeable, stand by time: 6 months.
RGB/RGBW remote, RF 2.4G.
Compatible with all of our receivers.
Stick or screw on the wall(or cabinet)



LED CONTROLLERS



LED SINGLE COLOR DIMMING REMOTE CONTROL SET

RF 2.4G 3CH 3x4A V3

SKU No.	AC6348
Power	144W-288W
Voltage	12V-24V
IP Rating	IP20



LED RGB DIMMING REMOTE CONTROL SET

RF 2.4G 3CH 3x4A V3

SKU No.	AC6349
Power	144W-288W
Voltage	12V-24V
IP Rating	IP20



LED CCT Color Temperature Remote Control

4Zones RF 2.4G , BLACK

SKU No.	AC6350
IP Rating	IP20
Dimension	175x51x32mm

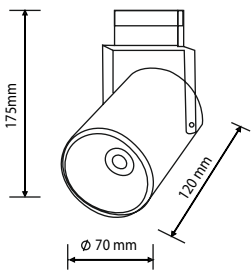
3 VDC,((AAA*2pcs)
4 zones RF CCT remote control
Match with 2 Channels receiver
RF2.4G, 30m control distance.



LED TRACK LIGHTS



P Watts	25W	Ra CRI	>80
Input Voltage	AC:200-240V	IP Rating	IP20
Flux	2750 lm	Life Span	30 000 h
Beam Angle	24°	Dimension	70x120x175mm

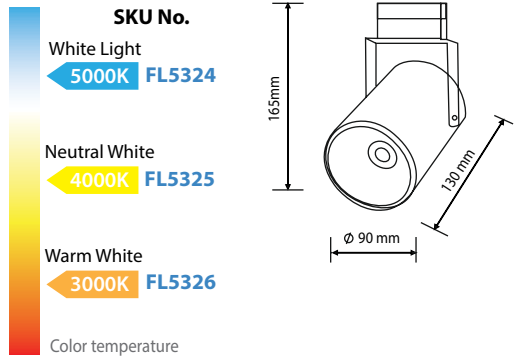


SKU No.	
White Light	FL5321 5000K
Neutral White	FL5322 4000K
Warm White	FL5323 3000K
Color temperature	

25W COB TRACK LIGHT INTERIOR FLOODLIGHT FOR 4-LINE TRACK



EAN Code 5000K 3800156653214
EAN Code 4000K 3800156653221
EAN Code 3000K 3800156653238



P Watts	35W	Ra CRI	>80
Input Voltage	AC:200-240V	IP Rating	IP20
Flux	3850 lm	Life Span	30 000 h
Beam Angle	24°	Dimension	90x130x165mm



35W COB TRACK LIGHT INTERIOR FLOODLIGHT FOR 4-LINE TRACK



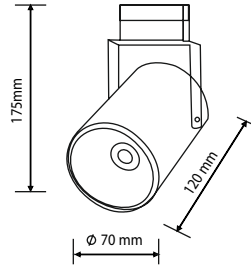
EAN Code 5000K 3800156653245
EAN Code 4000K 3800156653252
EAN Code 3000K 3800156653269



LED TRACK LIGHTS



P Watts	25W	Ra CRI	>80
Input Voltage	AC:200-240V	IP Rating	IP20
Flux	2750 lm	Life Span	30 000 h
Beam Angle	24°	Dimension	70x120x175mm

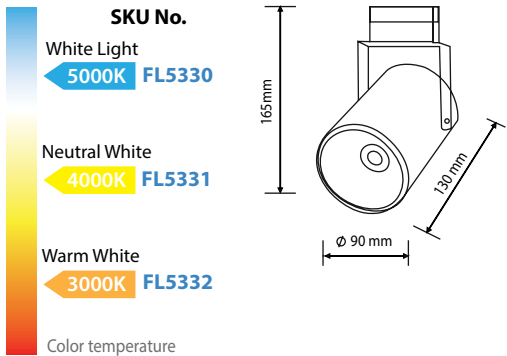


SKU No.	
White Light	FL5327 5000K
Neutral White	FL5328 4000K
Warm White	FL5329 3000K
Color temperature	

25W COB TRACK LIGHT INTERIOR FLOODLIGHT FOR 4-LINE TRACK



EAN Code 5000K 3800156653276
EAN Code 4000K 3800156653283
EAN Code 3000K 3800156653290



P Watts	25W	Ra CRI	>80
Input Voltage	AC:200-240V	IP Rating	IP20
Flux	3850 lm	Life Span	30 000 h
Beam Angle	24°	Dimension	90x130x165mm



35W COB TRACK LIGHT INTERIOR FLOODLIGHT FOR 4-LINE TRACK



EAN Code 5000K 3800156653306
EAN Code 4000K 3800156653313
EAN Code 3000K 3800156653320



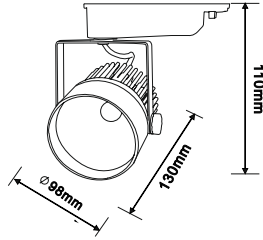
LED TRACK LIGHTS



P Watts	12W	Ra CRI	>80
Input Voltage	AC:200-240V	IP Rating	IP20
Flux	960 lm	Life Span	30 000 h
Beam Angle	24°	Dimension	φ98x130x110mm

A+

EPISTAR
Chip Set



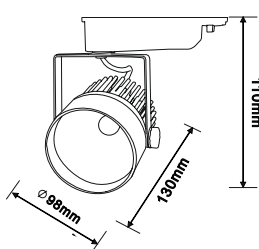
SKU No.	
White Light	FL5149 6000K
Neutral White	FL5120 4500K
Warm White	FL5126 2800K
Color temperature	

12W COB TRACK LIGHT INTERIOR FLOODLIGHT



EAN Code 6000K 3800156651494
EAN Code 4500K 3800156651203
EAN Code 2700K 3800156651265

SKU No.	
White Light	6000K FL5127
Neutral White	4500K FL5118
Warm White	2800K FL5117
Color temperature	



P Watts	12W	Ra CRI	>80
Input Voltage	AC:200-240V	IP Rating	IP20
Flux	960 lm	Life Span	30 000 h
Beam Angle	24°	Dimension	φ98x130x110mm

A+

EPISTAR
Chip Set



12W COB TRACK LIGHT INTERIOR FLOODLIGHT

EAN Code 6000K 3800156651272
EAN Code 4500K 3800156651180
EAN Code 2700K 3800156651173



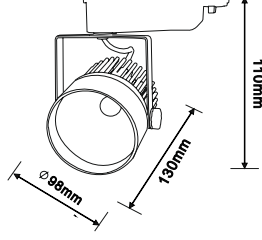
LED TRACK LIGHTS



P Watts	25W	Ra CRI	>90
Input Voltage	AC:200-240V	IP Rating	IP20
Flux	1650 lm	Life Span	30 000 h
Beam Angle	24°	Dimension	φ98x130x110mm

A+

EPISTAR
Chip Set



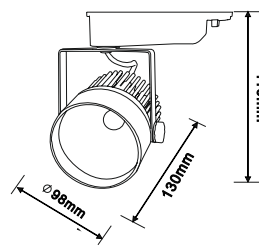
SKU No.	
White Light	FL5130 6000K
Neutral White	FL5128 4500K
Warm White	FL5135 2800K
Color temperature	

25W COB TRACK LIGHT INTERIOR FLOODLIGHT



EAN Code 6000K 3800156651302
EAN Code 4500K 3800156651289
EAN Code 2700K 3800156651357

SKU No.	
White Light	6000K FL5136
Neutral White	4500K FL5137
Warm White	2800K FL5138
Color temperature	



P Watts	25W	Ra CRI	>90
Input Voltage	AC:200-240V	IP Rating	IP20
Flux	1650 lm	Life Span	30 000 h
Beam Angle	24°	Dimension	φ98x130x110mm

A+

EPISTAR
Chip Set



25W COB TRACK LIGHT INTERIOR FLOODLIGHT

EAN Code 6000K 3800156651364
EAN Code 4500K 3800156651371
EAN Code 2700K 3800156651388



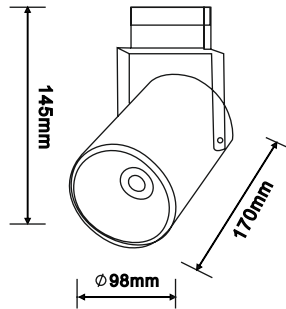
LED TRACK LIGHTS



P Watts	25W	Ra CRI	>80
V Input Voltage	AC:200-240V	IP Rating	IP20
F Flux	2000 lm	L Life Span	30 000 h
B Beam Angle	24°	D Dimension	φ98x170x145mm

A+

EPISTAR
Chip Set



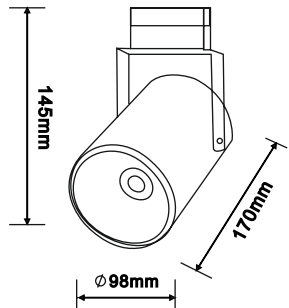
SKU No.	
White Light	FL5140 6000K
Neutral White	FL5148 4500K
Warm White	FL5147 2800K
Color temperature	

25W COB TRACK LIGHT INTERIOR FLOODLIGHT



EAN Code 6000K 3800156651401
EAN Code 4500K 3800156651487
EAN Code 2700K 3800156651470

SKU No.	
White Light	FL5129 6000K
Neutral White	FL5139 4500K
Warm White	FL5119 2800K
Color temperature	



P Watts	25W	Ra CRI	>80
V Input Voltage	AC:200-240V	IP Rating	IP20
F Flux	2000 lm	L Life Span	30 000 h
B Beam Angle	24°	D Dimension	φ98x170x145mm

A+

EPISTAR
Chip Set



25W COB TRACK LIGHT INTERIOR FLOODLIGHT

EAN Code 6000K 3800156651296
EAN Code 4500K 3800156651395
EAN Code 2700K 3800156651197



LED TRACK LIGHTS



FOR TRACK LINES 1 Phase

OT5157



OT5158



OT5160



OT5159



FOR TRACK LINES 3 Phase

SKU No.
OT5007



OT5008



OT5009



WHITE Track Line 1 Phase - 1m OT5153
WHITE Track Line 1 Phase - 2m OT5156



BLACK Track Line 1 Phase - 1m OT5154
BLACK Track Line 1 Phase - 2m OT5155

WHITE Track Line 3 Phase 4 Lines - 1m OT5003
WHITE Track Line 3 Phase 4 Lines - 2m OT5004



BLACK Track Line 3 Phase 4 Lines - 1m OT5005
BLACK Track Line 3 Phase 4 Lines - 2m OT5006

LED FLOODLIGHTS

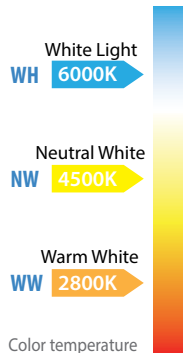


LED SMD FLOODLIGHT OUTER INSTALLATION

	20W SMD LED FLOODLIGHT	30W SMD LED FLOODLIGHT	50W SMD LED FLOODLIGHT
SKU No.	FL5434/FL5435/FL5436	FL5437/FL5438/FL5439	FL5440/FL5441/FL5442
Watts	20W	30W	50W
Input Voltage	AC:200-240V	AC:200-240V	AC:200-240V
Flux	1600 lm	2400 lm	4000 lm
Beam Angle	150°	150°	150°
Light Color	WH/NW/WW	WH/NW/WW	WH/NW/WW
CRI	>80	>80	>80
IP Rating	IP66	IP66	IP66
Life Span	25 000 h	25 000 h	25 000 h
Dimension	179x139x45 mm	223x184x51 mm	233x284x62 mm
EAN Code 6000K	3800156654341	3800156654372	3800156654402
EAN Code 4500K	3800156654358	3800156654389	3800156654419
EAN Code 2700K	3800156654365	3800156654396	3800156654426



20W 1600 LUMENS	30W 2400 LUMENS	50W 4000 LUMENS
FL5434 White Light 6000K FL5435 Neutral Light 4500K FL5436 Warm Light 2700K	FL5437 White Light 6000K FL5438 Neutral Light 4500K FL5439 Warm Light 2700K	FL5440 White Light 6000K FL5441 Neutral Light 4500K FL5442 Warm Light 2700K



LED FLOODLIGHTS




LED SMD FLOODLIGHT GREEN LIGHT

	10W SMD LED FLOODLIGHT	30W SMD LED FLOODLIGHT	50W SMD LED FLOODLIGHT
SKU No.	FL5426	FL5427	FL5428
Watts	10W	30W	50W
Input Voltage	AC:200-240V	AC:200-240V	AC:200-240V
Flux	600 lm	1800 lm	3000 lm
Beam Angle	150°	150°	150°
Light Color	Green	Green	Green
CRI	>80	>80	>80
IP Rating	IP66	IP66	IP66
Life Span	25 000 h	25 000 h	25 000 h
Dimension	111x83x38 mm	223x184x51 mm	233x284x62 mm
EAN Code GREEN	3800156654266	3800156654273	3800156654280



10W 600 LUMENS	30W 1800 LUMENS	50W 3000 LUMENS
FL5426 Green Light GREEN	FL5427 Green Light GREEN	FL5428 Green Light GREEN

LED FLOODLIGHTS



A+



140°
BEAM ANGLE



SAVE
80%
ENERGY



IP66/65



FL5443 White Light 6000K



FL5446 White Light 6000K
FL5445 Neutral Light 4500K



FL5449 White Light 6000K



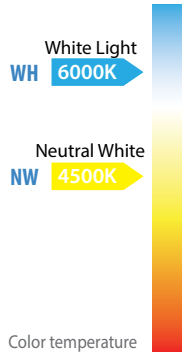
FL5447 White Light 6000K



FL5448 White Light 6000K

LED SMD FLOODLIGHT
HIGH POWER

	100W SMD FLOODLIGHT	150W SMD FLOODLIGHT	200W SMD FLOODLIGHT	300W SMD FLOODLIGHT	400W SMD FLOODLIGHT
SKU No.	FL5443	FL5446/FL5445	FL5449	FL5447	FL5448
Watts	100W	150W	200W	300W	400W
Input Voltage	AC:95-265V	AC:95-265V	AC:95-265V	AC:95-265V	AC:95-265V
Flux	8 000 lm	12 000 lm	16 000 lm	24 000 lm	32 000 lm
Beam Angle	140°	120°	120°	140°	140°
Light Color	WH	WH/NW	WH	WH	WH
CRI	>80	>80	>80	>80	>80
IP Rating	IP66	IP66	IP65	IP65	IP65
Life Span	25 000 h	25 000 h	25 000 h	25 000 h	25 000 h
Dimension	335x300x70 mm	385x300x160 mm	423x320x150 mm	597x327x188 mm	670x325x190 mm
EAN Code 6000K	3800156654433	3800156654464	3800156654495	3800156654471	3800156654488
EAN Code 4500K		3800156654457			



LED FLOODLIGHTS



A+



120°
BEAM ANGLE



RGB



IP66



FL5210 RGB Light RGB



FL5212 RGB Light RGB



FL5233 RGB Light RGB

LED RGB FLOODLIGHT
WITH REMOTE CONTROL

- SKU No.
- Watts
- Input Voltage
- Flux
- Beam Angle
- Light Color
- CRI
- IP Rating
- Life Span
- Dimension

10W RGB LED FLOODLIGHT

FL5210
10W
AC:200-240V
800 lm
120°
RGB
>80
IP66
25 000 h
120x120x35 mm

EAN Code RGB

3800156652101

30W RGB LED FLOODLIGHT

FL5212
30W
AC:200-240V
2400 lm
120°
RGB
>80
IP66
25 000 h
224x183x110 mm

3800156652125

50W RGB LED FLOODLIGHT

FL5233
50W
AC:200-240V
4000 lm
120°
RGB
>80
IP66
25 000 h
284x233x132mm


3800156652330



LED FLOODLIGHTS



A+



100°
BEAM ANGLE



SAVE
80%
ENERGY



IP65

10W 850
LUMENS

FL5801 White Light 6000K
FL5802 Neutral Light 4500K
FL5803 Warm Light 2700K

20W 1700
LUMENS

FL5804 White Light 6000K
FL5805 Neutral Light 4500K
FL5806 Warm Light 2700K

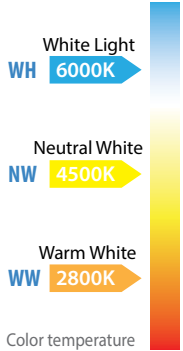
30W 2550
LUMENS

FL5807 White Light 6000K
FL5808 Neutral Light 4500K
FL5809 Warm Light 2700K

LED SMD FLOODLIGHT

CLASSIC LINE 2 WHITE


	10W SMD LED FLOODLIGHT	20W SMD LED FLOODLIGHT	30W SMD LED FLOODLIGHT
SKU No.	FL5801/FL5802/FL5803	FL5804/FL5805/FL5806	FL5807/FL5808/FL5809
Watts	10W	20W	30W
Input Voltage	AC:170-265V	AC:170-265V	AC:170-265V
Flux	850 lm	1700 lm	2550 lm
Beam Angle	100°	100°	100°
Light Color	WH/NW/WW	WH/NW/WW	WH/NW/WW
CRI	>80	>80	>80
IP Rating	IP65	IP65	IP65
Life Span	25 000 h	25 000 h	25 000 h
Dimension	115x112x27 mm	150x145x27 mm	180x172x32 mm
EAN Code 6000K	3800156658011	3800156658042	3800156658073
EAN Code 4500K	3800156658028	3800156658059	3800156658080
EAN Code 2700K	3800156658035	3800156658066	3800156658097



LED FLOODLIGHTS



A+



100°
BEAM ANGLE



SAVE
80%
ENERGY



IP65

50W 4250
LUMENS

FL5810 White Light 6000K
FL5811 Neutral Light 4500K
FL5812 Warm Light 2700K

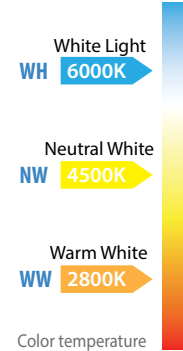
100W 8500
LUMENS

FL5816 White Light 6000K
FL5817 Neutral Light 4500K

LED SMD FLOODLIGHT

CLASSIC LINE 2 WHITE

	50W SMD LED FLOODLIGHT	100W SMD LED FLOODLIGHT
SKU No.	FL5810/FL5811/FL5812	FL5816/FL5817
Watts	50W	100W
Input Voltage	AC:170-265V	AC:170-265V
Flux	4250 lm	8500lm
Beam Angle	100°	100°
Light Color	WH/NW/WW	WH/NW
CRI	>80	>80
IP Rating	IP65	IP65
Life Span	25 000 h	25 000 h
Dimension	115x112x27 mm	180x172x32 mm
EAN Code 6000K	3800156658103	3800156658165
EAN Code 4500K	3800156658110	3800156658172
EAN Code 2700K	3800156658127	



LED FLOODLIGHTS



A+



100°
BEAM ANGLE



SAVE
80%
ENERGY



IP65

10W
850
LUMENS

FL5821 White Light 6000K
FL5822 Neutral Light 4500K
FL5823 Warm Light 2700K

20W
1700
LUMENS




FL5824 White Light 6000K
FL5825 Neutral Light 4500K
FL5826 Warm Light 2700K

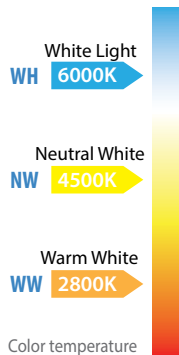
30W
2550
LUMENS

FL5827 White Light 6000K
FL5828 Neutral Light 4500K
FL5829 Warm Light 2700K

LED SMD FLOODLIGHT

CLASSIC LINE 2 BLACK

	10W SMD LED FLOODLIGHT	20W SMD LED FLOODLIGHT	30W SMD LED FLOODLIGHT
SKU No.	FL5821/FL5822/FL5823	FL5824/FL5825/FL5826	FL5827/FL5828/FL5829
Watts	10W	20W	30W
Input Voltage	AC:170-265V	AC:170-265V	AC:170-265V
Flux	850 lm	1700 lm	2550 lm
Beam Angle	100°	100°	100°
Light Color	WH/NW/WW	WH/NW/WW	WH/NW/WW
CRI	>80	>80	>80
IP Rating	IP65	IP65	IP65
Life Span	25 000 h	25 000 h	25 000 h
Dimension	115x112x27 mm	150x145x27 mm	180x172x32 mm
			
EAN Code 6000K	3800156658219	3800156658240	3800156658271
EAN Code 4500K	3800156658226	3800156658257	3800156658288
EAN Code 2700K	3800156658233	3800156658264	3800156658295



LED FLOODLIGHTS



A+



100°
BEAM ANGLE



SAVE
80%
ENERGY



IP65

50W
4250
LUMENS

FL5830 White Light 6000K
FL5831 Neutral Light 4500K
FL5832 Warm Light 2700K

70W
5950
LUMENS




FL5833 White Light 6000K

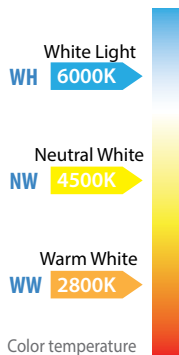
100W
8500
LUMENS

FL5836 White Light 6000K
FL5837 Neutral Light 4500K

LED SMD FLOODLIGHT

CLASSIC LINE 2 BLACK

	50W SMD LED FLOODLIGHT	70W SMD LED FLOODLIGHT	100W SMD LED FLOODLIGHT
SKU No.	FL5830/FL5831/FL5832	FL5833	FL5836/FL5837
Watts	50W	70W	100W
Input Voltage	AC:170-265V	AC:170-265V	AC:170-265V
Flux	4250 lm	5950 lm	8500 lm
Beam Angle	100°	100°	100°
Light Color	WH/NW/WW	WH	WH/NW
CRI	>80	>80	>80
IP Rating	IP65	IP65	IP65
Life Span	25 000 h	25 000 h	25 000 h
Dimension	115x112x27 mm	150x145x27 mm	180x172x32 mm
			
EAN Code 6000K	3800156658301	3800156658332	3800156658363
EAN Code 4500K	3800156658318		3800156658370
EAN Code 2700K	3800156658325		



LED FLOODLIGHTS



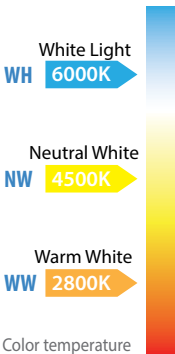
NEW



LED SMD FLOODLIGHT WITH SENSOR CLASSIC LINE 2 WHITE

10W	850 LUMENS	20W	1700 LUMENS	30W	2550 LUMENS	50W	4500 LUMENS
FL5841	White Light 6000K	FL5844	White Light 6000K	FL5847	White Light 6000K	FL5850	White Light 6000K
FL5842	Neutral Light 4500K	FL5845	Neutral Light 4500K	FL5848	Neutral Light 4500K	FL5851	Neutral Light 4500K
FL5843	Warm Light 2700K	FL5846	Warm Light 2700K	FL5849	Warm Light 2700K	FL5852	Warm Light 2700K

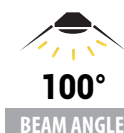
	10W SMD LED FLOODLIGHT	20W SMD LED FLOODLIGHT	30W SMD LED FLOODLIGHT	50W SMD LED FLOODLIGHT	
SKU No.	FL5841/FL5842/FL5843	FL5844/FL5845/FL5846	FL5847/FL5848/FL5849	FL5850/FL5851/FL5852	
Watts	10W	20W	30W	50W	
Input Voltage	AC:170-265V	AC:170-265V	AC:170-265V	AC:170-265V	
Flux	850 lm	1700 lm	2550 lm	4500 lm	
Beam Angle	100°	100°	100°	100°	
Light Color	WH/NW/WW	WH/NW/WW	WH/NW/WW	WH/NW/WW	
CRI	>80	>80	>80	>80	
IP Rating	IP65	IP65	IP65	IP65	
Life Span	25 000 h	25 000 h	25 000 h	25 000 h	
Dimension	135x113x30 mm	168x150x30 mm	180x178x35 mm	203x214x35 mm	
EAN Code 6000K	3800156658417	3800156658448	3800156658479	3800156658509	
EAN Code 4500K	3800156658424	3800156658455	3800156658486	3800156658516	
EAN Code 2700K	3800156658431	3800156658462	3800156658493	3800156658523	



LED FLOODLIGHTS



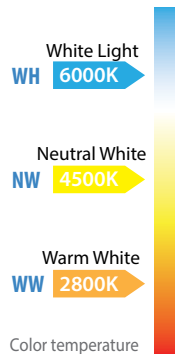
NEW



LED SMD FLOODLIGHT WITH SENSOR CLASSIC LINE 2 BLACK

10W	850 LUMENS	20W	1700 LUMENS	30W	2550 LUMENS	50W	4500 LUMENS
FL5853	White Light 6000K	FL5856	White Light 6000K	FL5859	White Light 6000K	FL5862	White Light 6000K
FL5854	Neutral Light 4500K	FL5857	Neutral Light 4500K	FL5860	Neutral Light 4500K	FL5863	Neutral Light 4500K
FL5855	Warm Light 2700K	FL5858	Warm Light 2700K	FL5861	Warm Light 2700K		

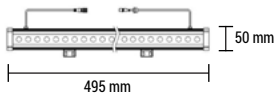
	10W SMD LED FLOODLIGHT	20W SMD LED FLOODLIGHT	30W SMD LED FLOODLIGHT	30W SMD LED FLOODLIGHT	
SKU No.	FL5853/FL5854/FL5855	FL5856/FL5857/FL5858	FL5859/FL5860/FL5861	FL5862/FL5863	
Watts	10W	20W	30W	50W	
Input Voltage	AC:170-265V	AC:170-265V	AC:170-265V	AC:170-265V	
Flux	850 lm	1700 lm	2550 lm	4500 lm	
Beam Angle	100°	100°	100°	100°	
Light Color	WH/NW/WW	WH/NW/WW	WH/NW/WW	WH/NW/WW	
CRI	>80	>80	>80	>80	
IP Rating	IP65	IP65	IP65	IP65	
Life Span	25 000 h	25 000 h	25 000 h	25 000 h	
Dimension	135x113x30 mm	168x150x30 mm	180x178x35 mm	203x214x35 mm	
EAN Code 6000K	3800156658530	3800156658561	3800156658592	3800156658622	
EAN Code 4500K	3800156658547	3800156658578	3800156658608	3800156658639	
EAN Code 2700K	3800156658554	3800156658585	3800156658615		



LED WALL WASHERS



P Watts	9W	Ra CRI	>80
Input Voltage	AC:180-265V	IP Rating	IP65
Flux	960 lm	Life Span	25 000 h
Beam Angle	15°	Dimension	495x58x50 mm



SKU No.

White Light
WW7110 6000K

Warm White
WW7111 2800K

Color temperature

9W WALL WASHER

9*1 EPISTAR CHIP



EAN Code 6000K 3800156671102

EAN Code 2700K 3800156671119

SKU No.

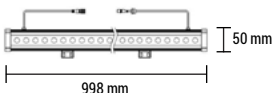
White Light
6000K WW7112

Warm White
2800K WW7113

Color temperature



P Watts	18W	Ra CRI	>80
Input Voltage	AC:180-265V	IP Rating	IP65
Flux	1440 lm	Life Span	25 000 h
Beam Angle	15°	Dimension	998x58x50 mm



18W WALL WASHER

18*1 EPISTAR CHIP



EAN Code 6000K 3800156671126

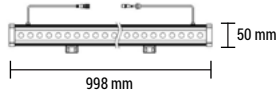
EAN Code 2700K 3800156671133



LED WALL WASHERS



P Watts	36W	Ra CRI	>80
Input Voltage	AC:180-265V	IP Rating	IP65
Flux	2880 lm	Life Span	25 000 h
Beam Angle	15°	Dimension	988x58x50 mm



SKU No.

White Light
WW7114 6000K

Warm White
WW7115 2800K

Color temperature

36W WALL WASHER

36*1 EPISTAR CHIP



EAN Code 6000K 3800156671140

EAN Code 2700K 3800156671157

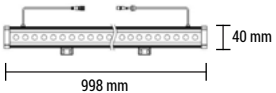
RGB

SKU No.

WW7116



P Watts	18W	Ra CRI	>80
Input Voltage	DC: 24V	IP Rating	IP65
Flux	1440 lm	Life Span	25 000 h
Beam Angle	15°	Dimension	998x58x40 mm



18W WALL WASHER

18*1 EPISTAR CHIP



EAN Code RGB 3800156671164



LED WALL WASHERS



- SKU No. **WW7121**
- Watts 36W
 - Input Voltage AC:220-240V
 - Flux 2880 lm
 - Beam Angle 15°
 - IP Rating IP67
 - Life Span 25 000 h
 - Dimension 495x58x50 mm



36W WALL WASHER
Square

WW7121 Warm Light 2700K



- SKU No. **WW7122**
- Watts 48W
 - Input Voltage AC:220-240V
 - Flux 3840 lm
 - Beam Angle 15°
 - IP Rating IP67
 - Life Span 25 000 h
 - Dimension 495x58x50 mm



48W WALL WASHER
Square



WW7121 Warm Light 2700K



- Watts 3W
- Input Voltage AC:180-265V
- Flux 240 lm
- Beam Angle 15°
- CRI >70
- IP Rating IP67
- Life Span 25 000 h
- Dimension 495x58x50 mm




3W SPOT LIGHT



EAN Code 2700K 3800156671232



LED WALL WASHERS



LED WALL WASHER

WW7126 Warm Light 2700K

WW7127 Warm Light 2700K

WW7128 Warm Light 2700K


	LED WALL WASHER 9W	LED WALL WASHER 10W	LED WALL WASHER 12W
SKU No.	WW7126	WW7127	WW7128
Watts	9W	10W	12W
Input Voltage	AC:220-240V	AC:220-240V	AC:220-240V
Flux	720 lm	800 lm	960 lm
Beam Angle	15°	15°	15°
Light Color	WW	WW	WW
CRI	>80	>80	>80
IP Rating	IP67	IP67	IP67
Life Span	25 000 h	25 000 h	25 000 h
Dimension	300x60x50 mm	400x60x50 mm	500x60x50 mm
EAN Code 2700K	3800156671263	3800156671270	3800156671287



LED INDUSTRIAL LIGHT



A+



90°



SAVE 80%



IP54

LED INDUSTRIAL LIGHT
HIGH BAY

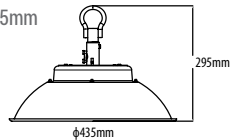
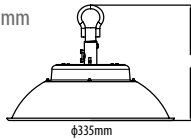
OSRAM
CHIP



30W
2400 LUMENS
HB8122 White Light 5700K

55W
4400 LUMENS
HB8123 White Light 5700K

	30W HIGH BAY	55W HIGH BAY
SKU No.	HB8122	HB8123
Watts	30W	55W
Input Voltage	AC:220-240V	AC:220-240V
Flux	2400 lm	4400 lm
Beam Angle	90°	90°
Light Color	WH-5700K	WH-5700K
CRI	>70	>70
IP Rating	IP54	IP54
Life Span	25 000 h	25 000 h
Dimension	φ335x262mm	φ435x295mm



EAN Code 5700K

3800156681224


3800156681231



LED INDUSTRIAL LIGHT



A+



60°



IP54

LED INDUSTRIAL LIGHT
HIGH BAY

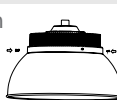
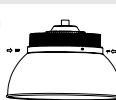
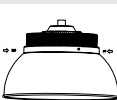
OSRAM
CHIP

100W
10000 LUMENS
HB8124 White Light 5700K

150W
15000 LUMENS
HB8125 White Light 5700K

200W
20000 LUMENS
HB8127 White Light 5700K

	100W HIGH BAY	150W HIGH BAY	200W HIGH BAY
SKU No.	HB8124	HB8125	HB8127
Watts	100W	150W	200W
Input Voltage	AC:220-240V	AC:220-240V	AC:220-240V
Flux	10000 lm	15000 lm	20000 lm
Beam Angle	60°	60°	60°
Light Color	WH-5700K	WH-5700K	WH-5700K
CRI	>70	>80	>80
IP Rating	IP54	IP54	IP54
Life Span	25 000 h	25 000 h	25 000 h
Dimension	φ402x349mm	φ485x290mm	φ520x379mm



EAN Code 5700K

3800156681248

3800156681255

3800156681279



LED INDUSTRIAL LIGHT



100W

10000 LUMENS

HB8140 White Light 5700K

150W

15000 LUMENS

HB8141 White Light 5700K

200W

20000 LUMENS

HB8126 White Light 5700K

	100W HIGH BAY - UFO	150W HIGH BAY - UFO	200W HIGH BAY - UFO	
SKU No.	HB8140	HB8141	HB8126	<div><div>White Light 5700K</div><div>Color temperature</div></div>
Watts	100W	150W	200W	
Input Voltage	AC:220-240V	AC:220-240V	AC:220-240V	
Flux	10000 lm	15000 lm	20000 lm	
Beam Angle	90°	90°	90°	
Light Color	WH-5700K	WH-5700K	WH-5700K	
CRI	>70	>70	>70	
IP Rating	IP54	IP54	IP54	
Life Span	25 000 h	25 000 h	25 000 h	
Dimension	φ300x110mm	φ400x140mm	φ405x160mm	
EAN Code 5700K	3800156681408	3800156681415	3800156681262	



LED INDUSTRIAL LIGHT



25W

2500 LUMENS

HB220 White Light 5700K

270°

BEAM ANGLE

E27

IP20

SKU No. HB220

White Light 5700K

Color temperature

EAN Code 5700K 3800156602205

50W

5000 LUMENS

HB221 White Light 5700K

270°

BEAM ANGLE

E40

IP20

SKU No. HB221

White Light 5700K

Color temperature

EAN Code 5700K 3800156602212



LED STREET LIGHT



adjusting angle

- Watts 26W
- Input Voltage AC:220-240V
- Flux 3000 lm
- Beam Angle 120°
- CRI >70
- IP Rating IP65
- Life Span 25 000 h
- Dimension 490x120x60mm



SKU No. SL9164 White Light 5000K

Color temperature



EAN Code 5000K 3800156691643

LED STREET LIGHT 26W

5 YEARS WARRANTY PF>0.95

LED STREET LIGHT ADAPTER (ADJUSTABLE ANGLE 90°) 60mm-60mm

SKU No. SL9119

- Material Aluminium
- Dimension Ø80 x 325 mm

Compatible with all our street light models, this adapter allows the angle of the streetlights to be adjusted as per client's requirements. Included in the package screws and nuts for fastening.



LED PORTABLE FLOODLIGHT



CAR CHARGER INCLUDED



10W

LUMENS

FL5406 Neutral Light 4500K



20W

LUMENS

FL5407 Neutral Light 4500K

LED SMD FLOODLIGHT

RECHARGEABLE

SKU No.

- Watts 10W
- Input Voltage AC:220-240V
- Flux 800 lm
- Beam Angle 120°
- Light Color NW
- CRI >80
- IP Rating IP65
- Life Span 25 000 h
- Dimension 115x85x105 mm

10W SMD FLOODLIGHT

FL5406

10W

AC:220-240V

800 lm

120°

NW

>80

IP65

25 000 h

115x85x105 mm



3800156654068

EAN Code 4500K

20W SMD FLOODLIGHT

FL5407

20W

AC:220-240V

1600 lm

120°

NW

>80

IP65

25 000 h

180x140x120 mm



3800156654075

Neutral White NW 4500K

Color temperature



LED STREET LIGHT



25W



SL9165 White Light 5700K

50W



SL9167 White Light 5700K

75W



SL9170 White Light 5700K

100W



SL9169 White Light 5700K

LED STREET LIGHT

5 YEARS WARRANTY PF>0.95

Integral surge protection

SKU No.

- Watts
- Input Voltage
- Flux
- Beam Angle
- Light Color
- CRI
- IP Rating
- Life Span
- Dimension

25W STREET LIGHT

50W STREET LIGHT

75W STREET LIGHT

100W STREET LIGHT

SL9165

SL9167

SL9170

SL9169

25W

50W

75W

100W

AC:220-240V

AC:220-240V

AC:220-240V

AC:220-240V

2500 lm

5000 lm

7500 lm

10000 lm

120°

120°

120°

120°

WH-5700K

WH-5700K

WH-5700K

WH-5700K

>70

>70

>70

>70

IP65

IP65

IP65

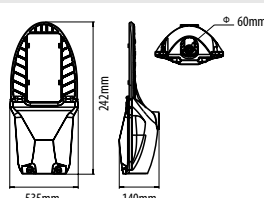
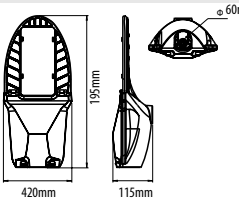
IP65

25 000 h

25 000 h

25 000 h

25 000 h



EAN Code 5700K

3800156691650

3800156691674

3800156691704

3800156691698

White Light
WH 5700K

Color temperature



LED STREET LIGHT



A+



20W



SL9171 White Light 6000K

50W



SL9172 White Light 6000K

80W



SL9173 White Light 6000K

100W



SL9174 White Light 6000K

LED STREET LIGHT

SKU No.

- Watts
- Input Voltage
- Flux
- Beam Angle
- Light Color
- CRI
- IP Rating
- Life Span
- Dimension

20W STREET LIGHT

50W STREET LIGHT

80W STREET LIGHT

100W STREET LIGHT

SL9171

SL9172

SL9173

SL9174

20W

50W

80W

100W

AC:220-240V

AC:220-240V

AC:220-240V

AC:220-240V

2000 lm

5000 lm

8000 lm

10000 lm

120°

120°

120°

120°

WH-6000K

WH-6000K

WH-6000K

WH-6000K

>70

>70

>70

>70

IP65

IP65

IP65

IP65

25 000 h

25 000 h

25 000 h

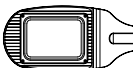
25 000 h

300x105x50mm

405x160x50mm

500x190x70mm

602x220x70mm



EAN Code 6000K

3800156691711

3800156691728

3800156691735

3800156691742

White Light
WH 6000K

Color temperature



LED STREET LIGHT



NICHIA 3030LED

DC Driver Technology
INVENTRONICS

5 YEARS WARRANTY

120Lm/W HIGH LUMEN
120° BEAM ANGLE
IP65
A+

50W
6000 LUMENS
SL9183 White Light 5700K

75W
9000 LUMENS
SL9184 White Light 5700K

100W
12000 LUMENS
SL9185 White Light 5700K

150W
18000 LUMENS
SL9186 White Light 5700K

200W
24000 LUMENS
SL9187 White Light 5700K

LED STREET LIGHT
5 YEARS WARRANTY PF>0.95

	50W STREET LIGHT	75W STREET LIGHT	100W STREET LIGHT	150W STREET LIGHT	200W STREET LIGHT
SKU No.	SL9183	SL9184	SL9185	SL9186	SL9187
Watts	50W	75W	100W	150W	200W
Input Voltage	AC:120-240V	AC:120-240V	AC:120-240V	AC:120-240V	AC:120-240V
Flux	6 000 lm	9 000 lm	12 000 lm	18 000 lm	24 000 lm
Beam Angle	120°	120°	120°	120°	120°
Light Color	WH-5700K	WH-5700K	WH-5700K	WH-5700K	WH-5700K
CRI	>80	>80	>80	>80	>80
IP Rating	IP65	IP65	IP65	IP65	IP65
Life Span	25 000 h	25 000 h	25 000 h	25 000 h	25 000 h
Dimension	420x190x120mm	420x190x120 mm	540x240x150 mm	770x305x156 mm	770x305x156 mm
EAN Code 5700K	3800156691834	3800156691841	3800156691858	3800156691865	3800156691872



LED STREET LIGHT



BRIDGELUX 3030LED

5 YEARS WARRANTY

95Lm/W HIGH LUMEN
120° BEAM ANGLE
IP65
A+

150W
14250 LUMENS
SL9181 White Light 5700K

200W
19000 LUMENS
SL9182 White Light 5700K


LED STREET LIGHT
5 YEARS WARRANTY PF>0.95

	150W STREET LIGHT	200W STREET LIGHT
SKU No.	SL9181	SL9182
Watts	150W	200W
Input Voltage	AC:220-240V	AC:220-240V
Flux	14 250 lm	19 000 lm
Beam Angle	120°	120°
Light Color	WH-5700K	WH-5700K
CRI	>80	>80
IP Rating	IP65	IP65
Life Span	25 000 h	25 000 h
Dimension	770x305x156 mm	770x305x156 mm
EAN Code 5700K	3800156691810	3800156691827




LED STREET LIGHT







NEW




BRIDGELUX
3030LED




AC Dimmable
0-10V




5
YEARS
WARRANTY




95lm/W
HIGH LUMEN



120°
BEAM ANGLE



IP65



A+

50W 4750 LUMENS SL9188 White Light 5700K



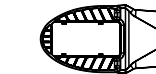
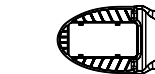

75W 7150 LUMENS SL9189 White Light 5700K

100W 9500 LUMENS SL9190 White Light 5700K

150W 14250 LUMENS SL9191 White Light 5700K

200W 19000 LUMENS SL9192 White Light 5700K

LED STREET LIGHT
5 YEARS WARRANTY PF>0.95

	50W STREET LIGHT	75W STREET LIGHT	100W STREET LIGHT	150W STREET LIGHT	200W STREET LIGHT
SKU No.	SL9188	SL9189	SL9190	SL9191	SL9192
Watts	50W	75W	100W	150W	200W
Input Voltage	AC:220-240V	AC:220-240V	AC:220-240V	AC:220-240V	AC:220-240V
Flux	4 750 lm	7 150 lm	9 500 lm	14 250 lm	19 000 lm
Beam Angle	120°	120°	120°	120°	120°
Light Color	WH-5700K	WH-5700K	WH-5700K	WH-5700K	WH-5700K
CRI	>80	>80	>80	>80	>80
IP Rating	IP65	IP65	IP65	IP65	IP65
Life Span	25 000 h	25 000 h	25 000 h	25 000 h	25 000 h
Dimension	420x195x120mm	420x195x120 mm	540x240x150 mm	770x305x156 mm	770x305x156 mm
					
EAN Code 5700K	3800156691889	3800156691896	3800156691902	3800156691919	3800156691926



LED STREET LIGHT





NEW



BRIDGELUX
3030LED



AC Dimmable
0-10V



PHOTOCCELL
AND
NEMA SOCKET



5
YEARS
WARRANTY




95lm/W
HIGH LUMEN



120°
BEAM ANGLE



IP65



A+

50W 4750 LUMENS SL9183 White Light 5700K

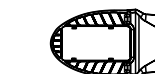




75W 7150 LUMENS SL9184 White Light 5700K

100W 9500 LUMENS SL9185 White Light 5700K

150W 14250 LUMENS SL9186 White Light 5700K

200W 19000 LUMENS SL9187 White Light 5700K

LED STREET LIGHT
5 YEARS WARRANTY PF>0.95

	50W STREET LIGHT	75W STREET LIGHT	100W STREET LIGHT	150W STREET LIGHT	200W STREET LIGHT
SKU No.	SL9183	SL9184	SL9185	SL9186	SL9187
Watts	50W	75W	100W	150W	200W
Input Voltage	AC:220-240V	AC:220-240V	AC:220-240V	AC:220-240V	AC:220-240V
Flux	4 750 lm	7 150 lm	9 500 lm	14 250 lm	19 000 lm
Beam Angle	120°	120°	120°	120°	120°
Light Color	WH-5700K	WH-5700K	WH-5700K	WH-5700K	WH-5700K
CRI	>80	>80	>80	>80	>80
IP Rating	IP65	IP65	IP65	IP65	IP65
Life Span	25 000 h	25 000 h	25 000 h	25 000 h	25 000 h
Dimension	420x195x135mm	420x195x135mm	540x240x150 mm	770x305x156 mm	770x305x156 mm
					
EAN Code 5700K	3800156691834	3800156691841	3800156691858	3800156691865	3800156691872



LED STREET LIGHT



NEW

5 YEARS WARRANTY

HIGH LUMEN

90°-120° BEAM ANGLE

IP65

LED STADIUM FLOODLIGHT

5 YEARS WARRANTY PF>0.95

100W

10000 LUMENS

SL9175 White Light 5700K

150W

15000 LUMENS

SL9176 White Light 5700K

240W

24000 LUMENS

SL9177 White Light 5700K

480W

48000 LUMENS

SL9178 White Light 5700K

	100W STADIUM FL	150W STADIUM FL	240W STADIUM FL	480W STADIUM FL
SKU No.	SL9175	SL9176	SL9177	SL9178
Watts	100W	150W	240W	480W
Input Voltage	AC:100-240V	AC:100-240V	AC:100-240V	AC:100-240V
Flux	10000lm	15000 lm	24000 lm	48000 lm
Beam Angle	120°	120°	90°	90°
Light Color	WH-5700K	WH-5700K	WH-5700K	WH-5700K
CRI	>70	>70	>70	>70
IP Rating	IP65	IP65	IP65	IP65
Life Span	25 000 h	25 000 h	25 000 h	25 000 h
Dimension				
EAN Code 5700K	3800156691759	3800156691766	3800156691773	3800156691780



LED STREET LIGHT



NEW

5 YEARS WARRANTY

HIGH LUMEN

60° BEAM ANGLE

IP65

LED STADIUM FLOODLIGHT

5 YEARS WARRANTY PF>0.95

240W

24000 LUMENS

SL9179 White Light 5700K

480W

48000 LUMENS

SL9180 White Light 5700K

	240W STADIUM FL	480W STADIUM FL
SKU No.	SL9179	SL9180
Watts	240W	480W
Input Voltage	AC:100-240V	AC:100-240V
Flux	24000 lm	48000 lm
Beam Angle	60°	60°
Light Color	WH-5700K	WH-5700K
CRI	>70	>70
IP Rating	IP65	IP65
Life Span	25 000 h	25 000 h
Dimension		
EAN Code 5700K	3800156691797	3800156691803

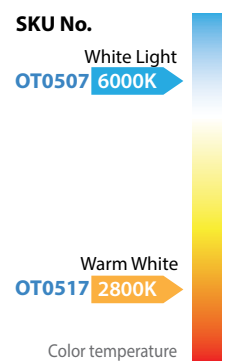


LED OUTDOOR LIGHTS



P Watts	1W	Ra CRI	>80
Input Voltage	AC:200-240V	IP Rating	IP65
Flux	80 lm	Life Span	25 000 h
Beam Angle	18°	Dimension	φ65xH90 mm

A+



1W OUTDOOR LIGHT
BUILT-IN STOPTLIGHT

80

LUMENS

18°

BEAM ANGLE

φ58 mm

IP65

EAN Code 6000K 3800156605077
EAN Code 2700K 3800156605176

White Light
6000K OT0501

Warm White
2800K OT0502

RGB
OT0503

EAN Code 6000K 3800156605015
EAN Code 2700K 3800156605022
EAN Code RGB 3800156605039

P Watts	3W	Ra CRI	>80
Input Voltage	AC:200-240V	IP Rating	IP65
Flux	240 lm	Life Span	25 000 h
Beam Angle	18°	Dimension	φ98x80mm

A+



3W OUTDOOR LIGHT
BUILT-IN STOPTLIGHT

240

LUMENS

18°

BEAM ANGLE

φ90 mm

IP65




LED OUTDOOR LIGHTS



P Watts	5W	Ra CRI	>80
Input Voltage	AC:200-240V	IP Rating	IP65
Flux	400 lm	Life Span	25 000 h
Beam Angle	18°	Dimension	φ148x90mm

A+



5W OUTDOOR LIGHT
BUILT-IN STOPTLIGHT

400

LUMENS

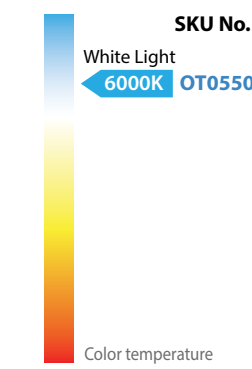
18°

BEAM ANGLE

φ130 mm

IP65

EAN Code 6000K 3800156605152
EAN Code 2700K 3800156605169



P Watts	7W	Ra CRI	>80
Input Voltage	AC:200-240V	IP Rating	IP20
Flux	960 lm	Life Span	25 000 h
Beam Angle	18°	Dimension	φ148x90mm

A+



7W OUTDOOR LIGHT
BUILT-IN STOPTLIGHT

960

LUMENS

18°

BEAM ANGLE

φ130 mm

IP65

EAN Code 6000K 3800156605503



LUXURY PENDANTS



3D GLASS PENDANT D300
CHROME FIREWORKS

- SKU No. PD9000
- E27 Holder
 - MAX 40W
 - Material 3D Glass
 - Dimension $\phi 300 \times 275 \text{mm}$



E27 Holder

3D GLASS PENDANT D300
COPPER FIREWORKS

- SKU No. PD9001
- Watts MAX 40W
 - Material 3D Glass
 - Dimension $\phi 300 \times 275 \text{mm}$



E27 Holder

LUXURY PENDANTS



3D GLASS PENDANT D200
CHROME SQUARES

- SKU No. PD9004
- E27 Holder
 - MAX 40W
 - Material 3D Glass
 - Dimension $\phi 200 \times 175 \text{mm}$



E27 Holder

3D GLASS PENDANT D200
COPPER SQUARES

- SKU No. PD9005
- Watts MAX 40W
 - Material 3D Glass
 - Dimension $\phi 200 \times 175 \text{mm}$



E27 Holder



3D GLASS PENDANT D250
COPPER CIRCLES

- SKU No. PD9002
- Watts MAX 40W
 - Material 3D Glass
 - Dimension $\phi 250 \times 220 \text{mm}$



E27 Holder



3D GLASS PENDANT D250
CHROME -CIRCLES

- SKU No. PD9003
- Watts MAX 40W
 - Material 3D Glass
 - Dimension $\phi 250 \times 220 \text{mm}$



E27 Holder



3D GLASS PENDANT D180
CHROME FIREWORKS

- SKU No. PD9006
- Watts MAX 40W
 - Material 3D Glass
 - Dimension $\phi 180 \times 160 \text{mm}$



E27 Holder



3D GLASS PENDANT D180
COPPER FIREWORKS

- SKU No. PD9007
- Watts MAX 40W
 - Material 3D Glass
 - Dimension $\phi 180 \times 160 \text{mm}$



E27 Holder



LUXURY PENDANTS



3D GLASS PENDANT D220
CHROME CIRCLES



SKU No. PD9008
P Watts MAX 40W
M Material 3D Glass
L Dimension $\phi 220 \times 275 \text{mm}$



E27 Holder

3D GLASS PENDANT D220
COPPER SEAGULL



SKU No. PD9009
P Watts MAX 40W
M Material 3D Glass
L Dimension $\phi 220 \times 275 \text{mm}$



E27 Holder

3D GLASS PENDANT D220
COPPER FIREWORKS



SKU No. PD9010
P Watts MAX 40W
M Material 3D Glass
L Dimension $\phi 220 \times 275 \text{mm}$



E27 Holder

3D GLASS PENDANT D220
CHROME SEAGULL



SKU No. PD9011
P E27 Holder MAX 40W
M Material 3D Glass
L Dimension $\phi 220 \times 275 \text{mm}$



E27 Holder

3D GLASS PENDANT D220
CHROME FIREWORKS



SKU No. PD9012
P Watts MAX 40W
M Material 3D Glass
L Dimension $\phi 220 \times 275 \text{mm}$



E27 Holder

LUXURY PENDANTS



3D GLASS PENDANT D200
COPPER FIREWORKS



SKU No. PD9013
P E27 Holder MAX 40W
M Material 3D Glass
L Dimension $\phi 200 \times 213 \text{mm}$



E27 Holder

3D GLASS PENDANT D200
CHROME RHOMBUS



SKU No. PD9014
P Watts MAX 40W
M Material 3D Glass
L Dimension $\phi 200 \times 213 \text{mm}$



E27 Holder

3D GLASS PENDANT D200
CHROME SQUARE



SKU No. PD9015
P Watts MAX 40W
M Material 3D Glass
L Dimension $\phi 200 \times 213 \text{mm}$



E27 Holder

3D GLASS PENDANT D200
CHROME FIREWORKS



SKU No. PD9016
P Watts MAX 40W
M Material 3D Glass
L Dimension $\phi 200 \times 213 \text{mm}$



E27 Holder

LUXURY PENDANTS



3D GLASS PENDANT D400
COPPER SEAGULL

- SKU No. PD9017
- E27 Holder
 - MAX 40W
 - Material 3D Glass
 - Dimension ϕ400x200mm



E27 Holder

3D GLASS PENDANT D400
CHROME CIRCLES

- SKU No. PD9018
- Watts MAX 40W
 - Material 3D Glass
 - Dimension ϕ400x200mm



E27 Holder

LUXURY PENDANTS



3D GLASS PENDANT D290
COPPER CIRCLES


- SKU No. PD9022
- Watts MAX 40W
 - Material 3D Glass
 - Dimension ϕ290x250mm



E27 Holder

3D GLASS PENDANT D290
CHROME FIREWORKS

- SKU No. PD9023
- Watts MAX 40W
 - Material 3D Glass
 - Dimension ϕ290x250mm



E27 Holder

3D GLASS PENDANT D290
CHROME SEAGULL

- SKU No. PD9024
- Watts MAX 40W
 - Material 3D Glass
 - Dimension ϕ290x250mm



E27 Holder

3D GLASS PENDANT D200
CHROME SQUARE

- SKU No. PD019
- Watts MAX 40W
 - Material 3D Glass
 - Dimension ϕ200x165mm



E27 Holder

3D GLASS PENDANT D200
CHROME SEAGULL

- SKU No. PD9020
- Watts MAX 40W
 - Material 3D Glass
 - Dimension ϕ200x165mm



E27 Holder

3D GLASS PENDANT D200
COPPER CIRCLES

- SKU No. PD9021
- Watts MAX 40W
 - Material 3D Glass
 - Dimension ϕ200x165mm



E27 Holder

3D GLASS PENDANT D400
CHROME FIREWORKS

- SKU No. PD9025
- E27 Holder
 - MAX 40W
 - Material 3D Glass
 - Dimension ϕ400x345mm



E27 Holder



3D GLASS PENDANT D400
COPPER FIREWORKS

- SKU No. PD9026
- Watts MAX 40W
 - Material 3D Glass
 - Dimension ϕ400x345mm




E27 Holder



LED FLAME LAMP

LED FLAME LAMP 5W SMD
BRONZE COLOUR



LED LAMP INCLUDED




A+



SKU No. PD9017

Watts	5W	CRI	>80
Input Voltage	AC:100-240V	IP Rating	IP20
Flux	250 lm	Life Span	25 000 h
Beam Angle	360°	Dimension	φ180xH285 mm

LED FLAME LAMP 5W SMD
BRONZE COLOUR
WITH BATTERY



LED LAMP INCLUDED



A+



SKU No. PD9017

Watts	5W	CRI	>80
Input Voltage	AC:100-240V	IP Rating	IP20
Flux	250 lm	Life Span	25 000 h
Beam Angle	360°	Dimension	φ180xH285 mm

LED FLAME LAMP




SKU No. PD9044
Dimension 220xH330 mm



SKU No. PD9045
Dimension 180xH260 mm

A+



Watts	5W	CRI	>80
Input Voltage	AC:100-240V	IP Rating	IP20
Flux	250 lm	Life Span	25 000 h
Beam Angle	360°		

LED FLAME LAMP 5W SMD
BRONZE COLOUR
Wall Mounted




150 mm

860 mm

SKU No. PD9043



A+



Watts	5W	CRI	>80
Input Voltage	AC:100-240V	IP Rating	IP20
Flux	250 lm	Life Span	25 000 h
Beam Angle	360°	Dimension	φ150xH330 mm

LED FLAME LAMP 5W SMD HANGING
BRONZE COLOUR

Advantages of LED Technology

1. Long Life - LED Lighting features long operational life time expectations
2. Energy Efficiency - LED Lighting features a much better energy efficiency
3. Ecologically Friendly - LED Lighting is much more eco-friendly
4. Durable Quality - LED Illumination can withstand rough conditions
5. Zero UV Emissions - LED Lighting features close to no UV emissions
6. Design Flexibility - LED Lighting has powerful flexible design features
7. Operational in extremely cold or hot temperatures
8. Light Dispersement - LED Lights achieve higher application efficiency
9. Instant lighting & frequent switching - LEDs can be turned On/Off many times
10. Low-Voltage - LED Lighting can run on Low-Voltage Power Supply

LED lighting has even more benefits and advantages, so make sure you go LED and save both the planet - and your money!

Lighting a Billion Possibilities

Perfect LED Lighting solutions to illuminate your world

OPTONICA



**OVER
1000
PRODUCTS**

**5
YEARS
WARRANTY**

GLOBAL PRESENCE

NEW Range OPTONICALED PREMIUM